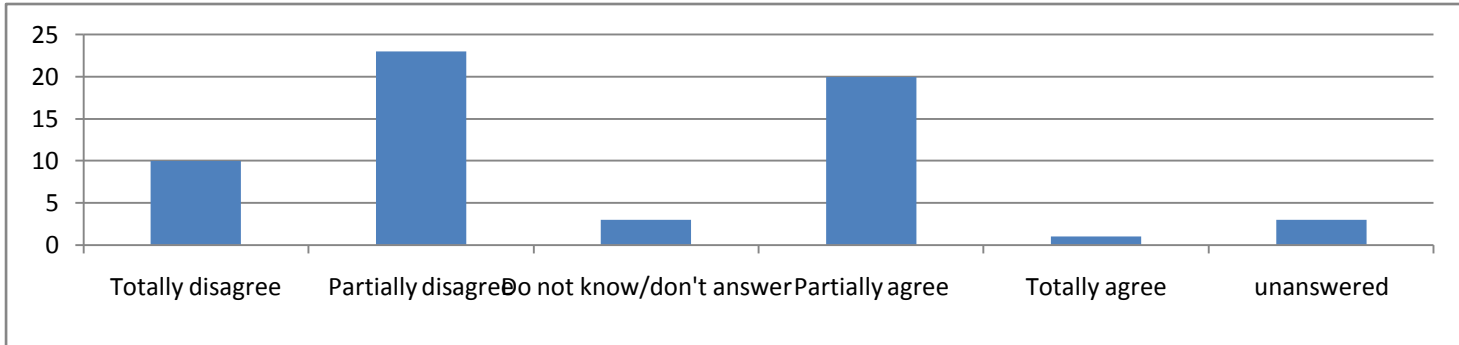


GENERAL INFORMATION ABOUT RESPONDENTS

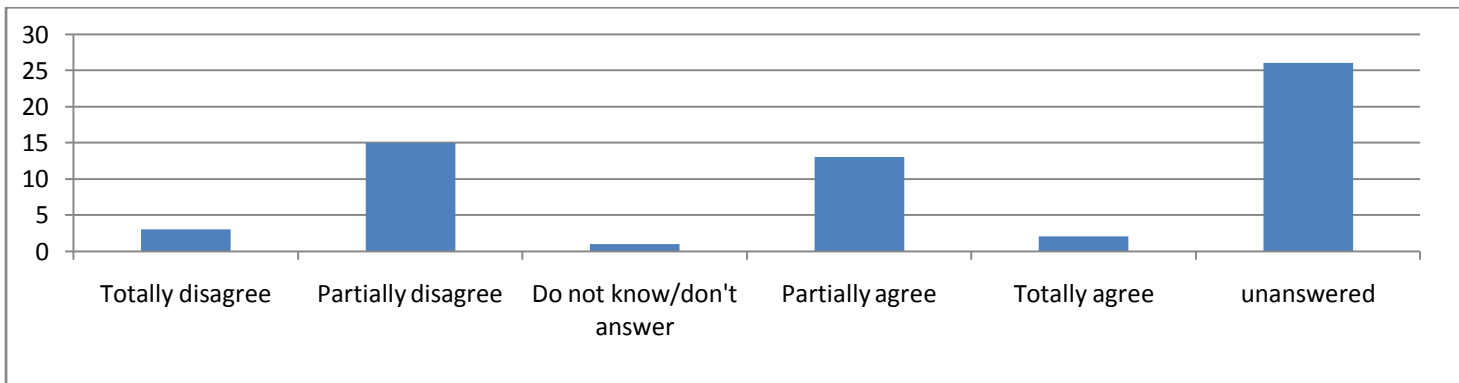
	f	%
Men	4	93,3
Women	56	6,7
Total	60	100
	f	%
Rural	4	6,7
Urban	56	93,3
Total	60	100
	f	%
Primary	9	15,0
Middle	14	23,3
High School	25	41,7
University	12	20,0
Total	60	100
		%
Working	11	18,3
Entrepreneur	6	10,0
Freelancer	6	10,0
Other	12	20,0
Empty answer	25	41,7
Total	60	100
Courser	16	26,7
Learner	12	20,0
Job-seeker	12	20,0
Live at home	14	23,3
Other	6	10,0
Total	60	100

I WORK AND ECONOMIC LIFE

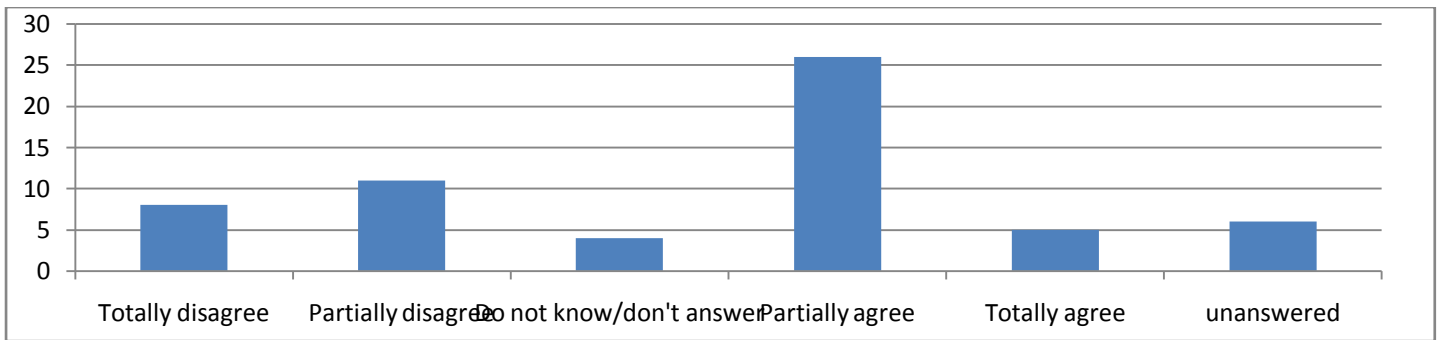
1a: "Men get a promotion easier than women."	%
Participants disagree partially with %38,3 rate, and agree partially with % 33,3 rate.	
Totally disagree	16,7
Partially disagree	38,3
Do not know/don't answer	5,0
Partially agree	33,3
Totally agree	1,7
Unanswered	5,0



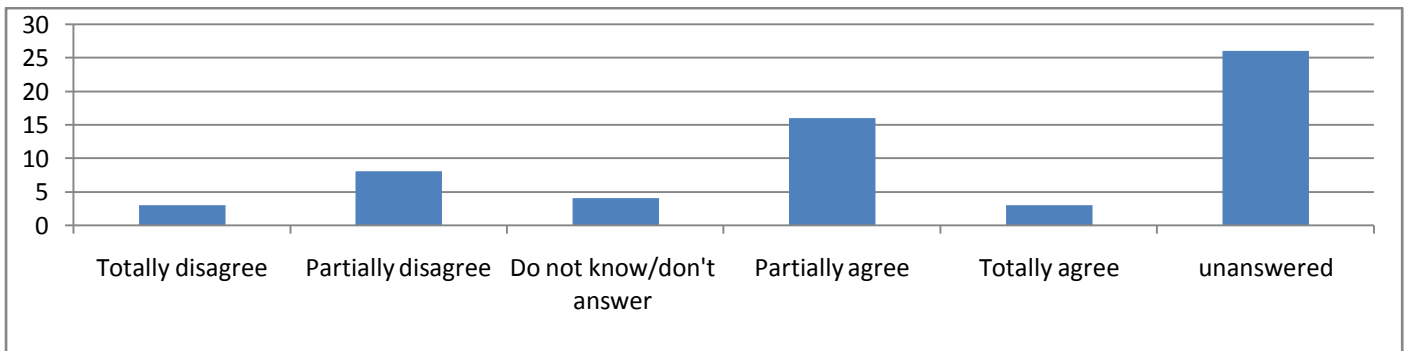
1b: "I can understand this manner."	%
%25 of the participants, who answer positively to the view "Men get promotion easier than women" don't support it partially, %21,7 of them support it partially. % 5 of them don't agree it totally.	
Totally disagree	5,0
Partially disagree	25,0
Do not know/don't answer	1,7
Partially agree	21,7
Totally agree	3,3
unanswered	43,3



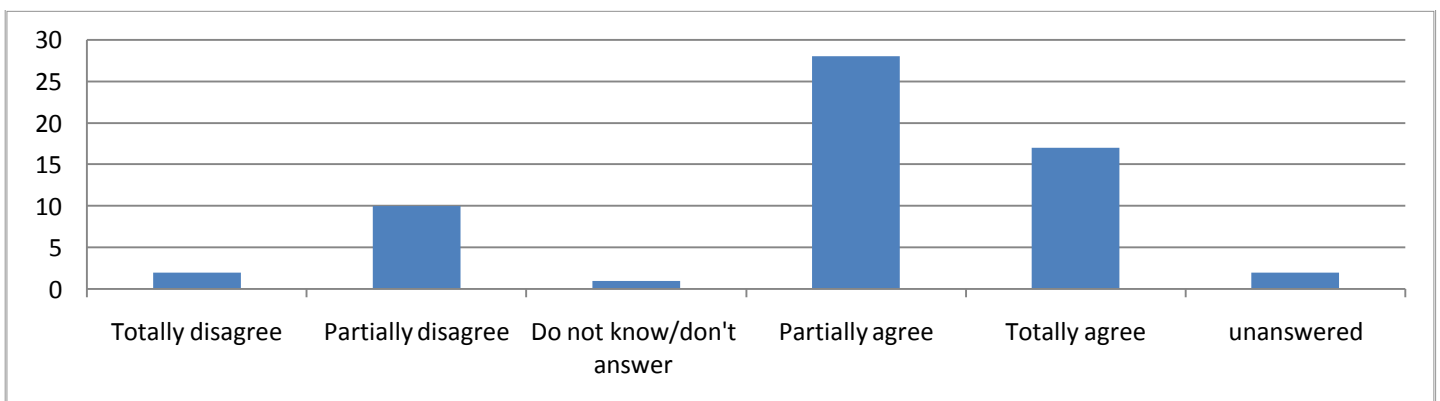
2a: "Erkekler ve kadınlar eşit işe eşit alırlar."??????	%
%43,3 of participants partially agree this view. % 18,3 of them partially disagree it.	
Totally disagree	13,3
Partially disagree	18,3
Do not know/don't answer	6,7
Partially agree	43,3
Totally agree	8,3
unanswered	10,0



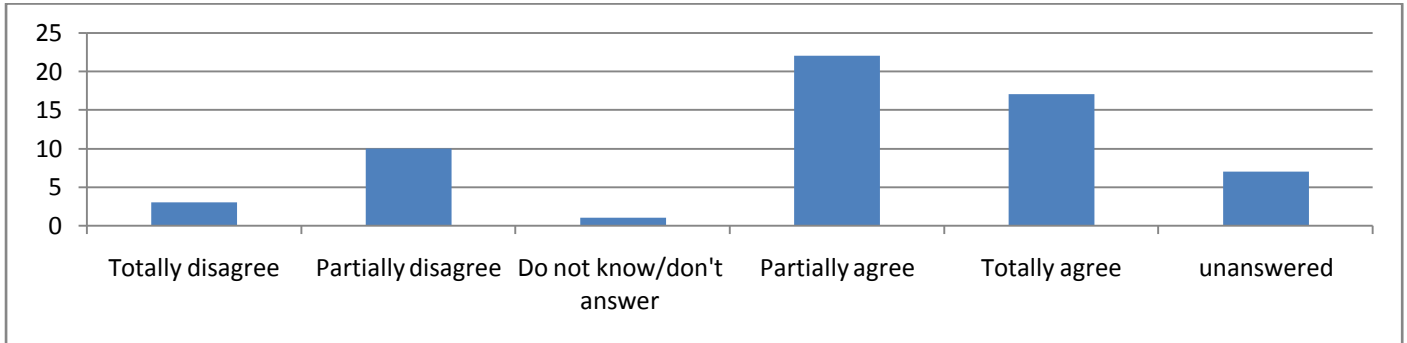
2b: "I can understand this manner."	%
%26,7 of participants partially agree with it, %13,3 of them partially disagree with it.	
Totally disagree	5,0
Partially disagree	13,3
Do not know/don't answer	6,7
Partially agree	26,7
Totally agree	5,0
unanswered	43,3



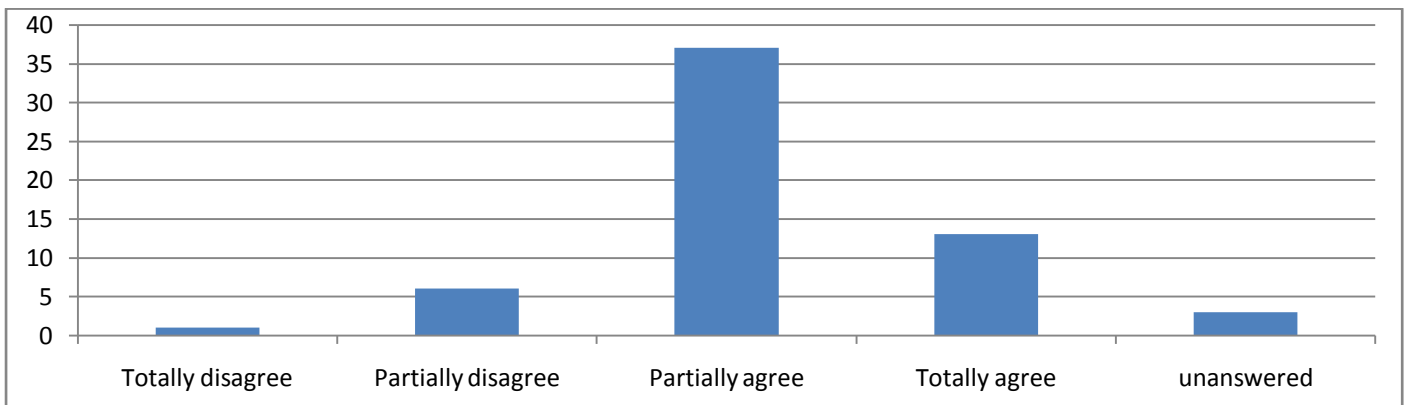
3a: "Women work in the field of health, childcare, education, secretary, social Works, hairdresser and cosmetic etc. more than men."	%
%46,7 of participants partially agree with it, %28,3 of them totally agree with it.	
Totally disagree	3,3
Partially disagree	16,7
Do not know/don't answer	1,7
Partially agree	46,7
Totally agree	28,3
unanswered	3,3



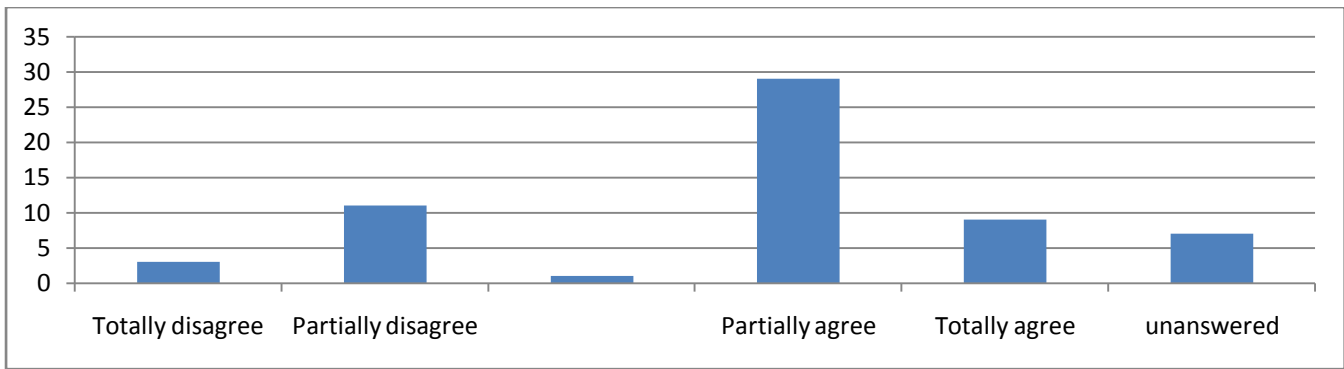
3b: “I think women are more successful at these jobs and works.” %36,7 of participants partially agree with this view, %28,3 of them totally agree with it.	%
Totally disagree	5,0
Partially disagree	16,7
Do not know/don't answer	1,7
Partially agree	36,7
Totally agree	28,3
Unanswered	11,7



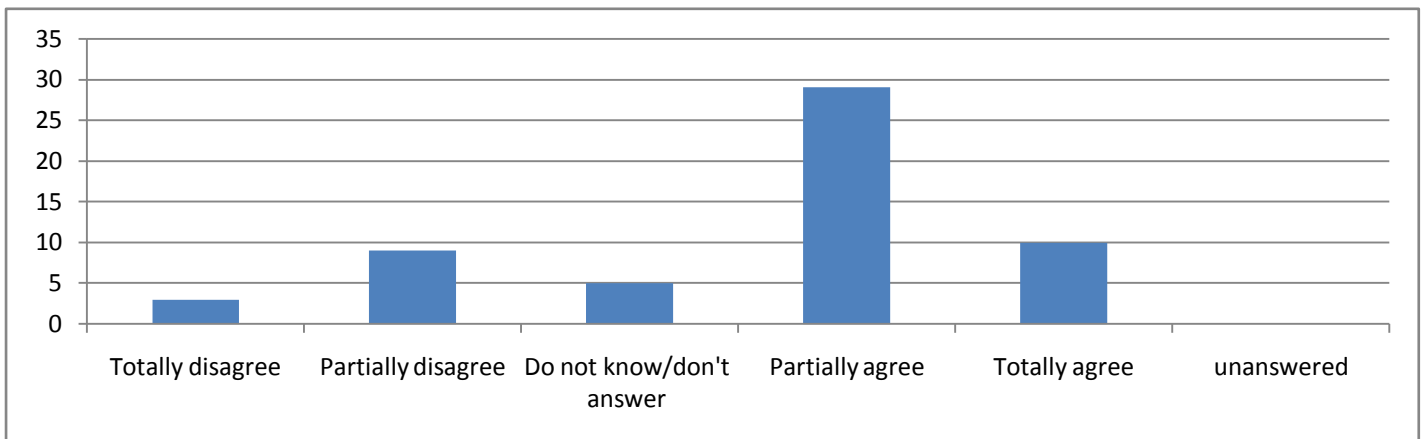
4a: “Men works hard occupationslikesoldier, policeman, fire fighter more than women.” %61,7 of participants partially agree with it, %21,7 of them totally agree with it.	%
Totally disagree	1,7
Partially disagree	10,0
Partially agree	61,7
Totally agree	21,7
unanswered	5,0



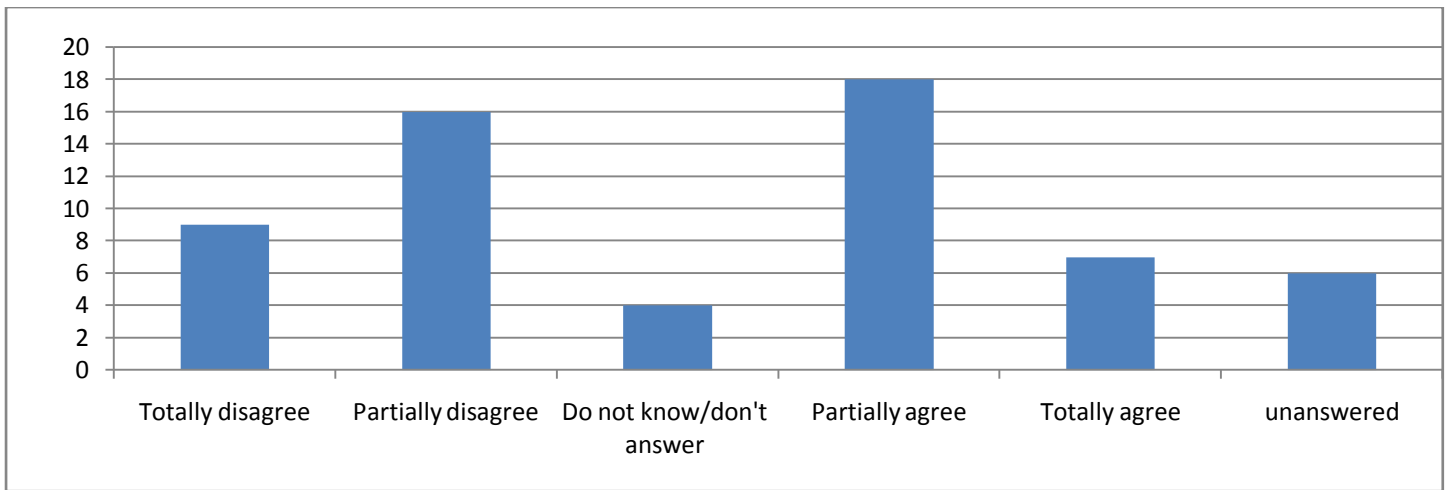
4b: “ I think men are more successful at these jobs and works.” %48,3 of participants partially agree with this view, %18,3 of them partially disagree with it and %15 of them totally agree.	%
Totally disagree	5,0
Partially disagree	18,3
Do not know/don't answer	1,7
Partially agree	48,3
Totally agree	15,0
unanswered	11,7



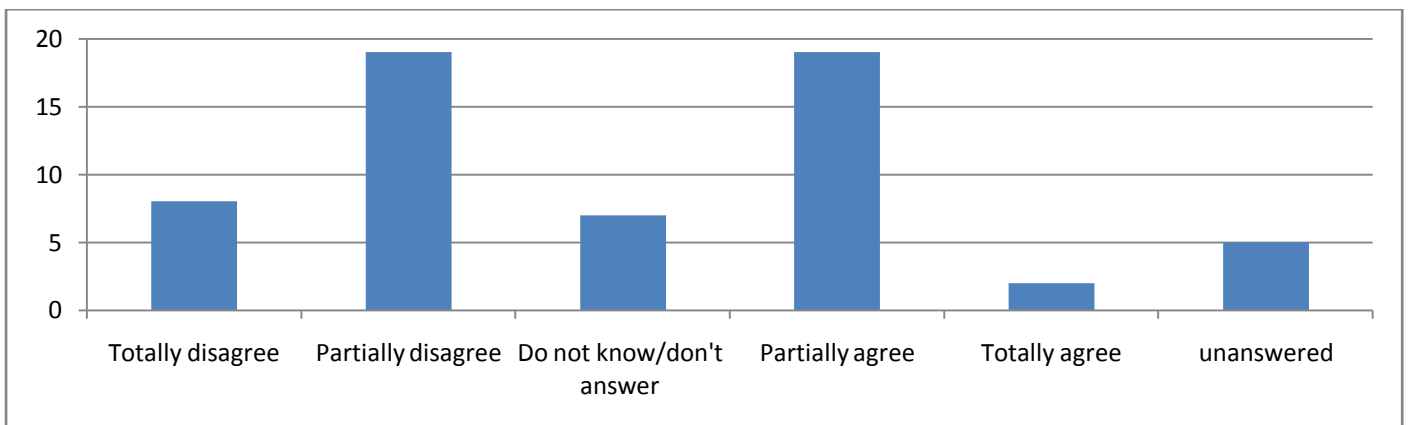
5a: “The responsibilities of women on housework and child-rearing affect their working at a paid job.”	%
%48,3 of participants partially agree, %16,7 totally agree and %15 of them partially disagree.	
Totally disagree	5,0
Partially disagree	15,0
Do not know/don't answer	8,3
Partially agree	48,3
Totally agree	16,7
unanswered	6,7



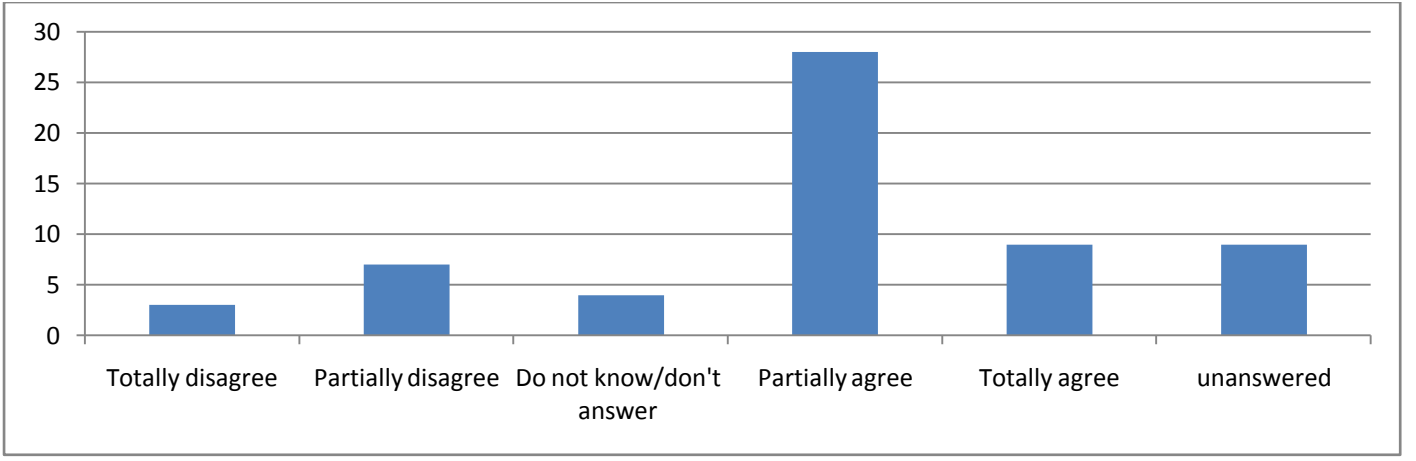
5b: “When choosing someone for a Professional field required high responsibilities, genders should consider.”	%
%30 of participants partially agree, %26,7 of them partially disagree, %15 of them totally disagree and %11,7 of them totally agree with this view.	
Totally disagree	15,0
Partially disagree	26,7
Do not know/don't answer	6,7
Partially agree	30,0
Totally agree	11,7
unanswered	10,0



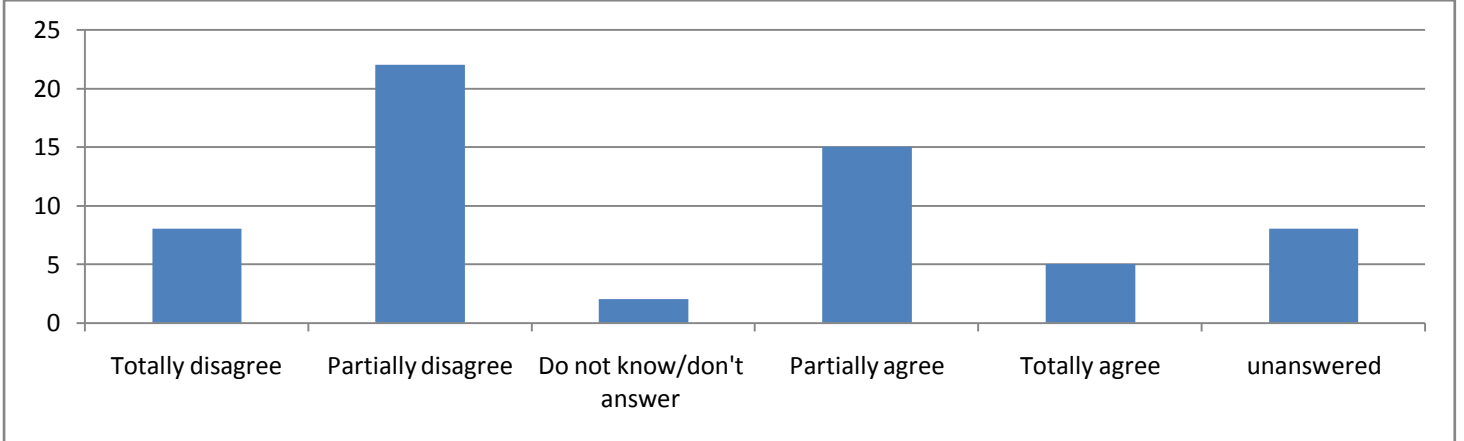
6a: "Gender is a marker on vocational qualification."	%
%31,7 of participants partially disagree, %11,7 of them don't know and %13,3 of them totally disagree with this view.	
Totally disagree	13,3
Partially disagree	31,7
Do not know/don't answer	11,7
Partially agree	31,7
Totally agree	3,3
Unanswered	8,3



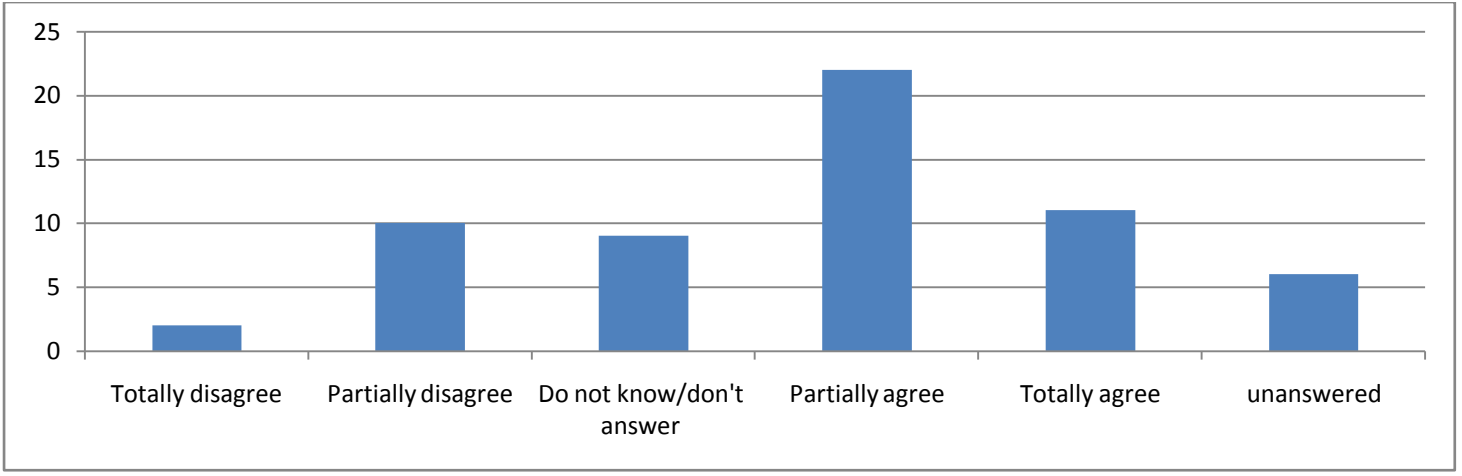
6b: "Wages must be related with vocational qualification."	%
%46,7 of participants partially agree, %15 of them totally agree with this view.	
Totally disagree	5,0
Partially disagree	11,7
Do not know/don't answer	6,7
Partially agree	46,7
Totally agree	15,0
Unanswered	15,0



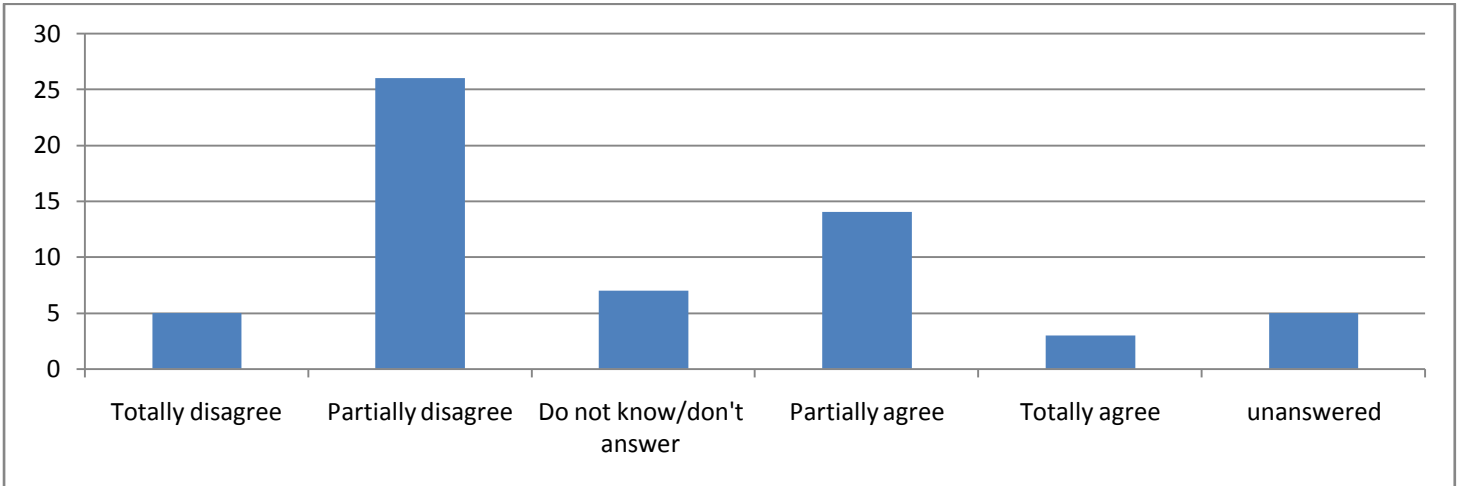
7a: "Aşırı duygusallık ve tarafsızlık gibi hisler cinsiyet ile alakalıdır." %36,7 of participants partially disagree with this view.	%
Totally disagree	13,3
Partially disagree	36,7
Do not know/don't answer	3,3
Partially agree	25,0
Totally agree	8,3
unanswered	13,3



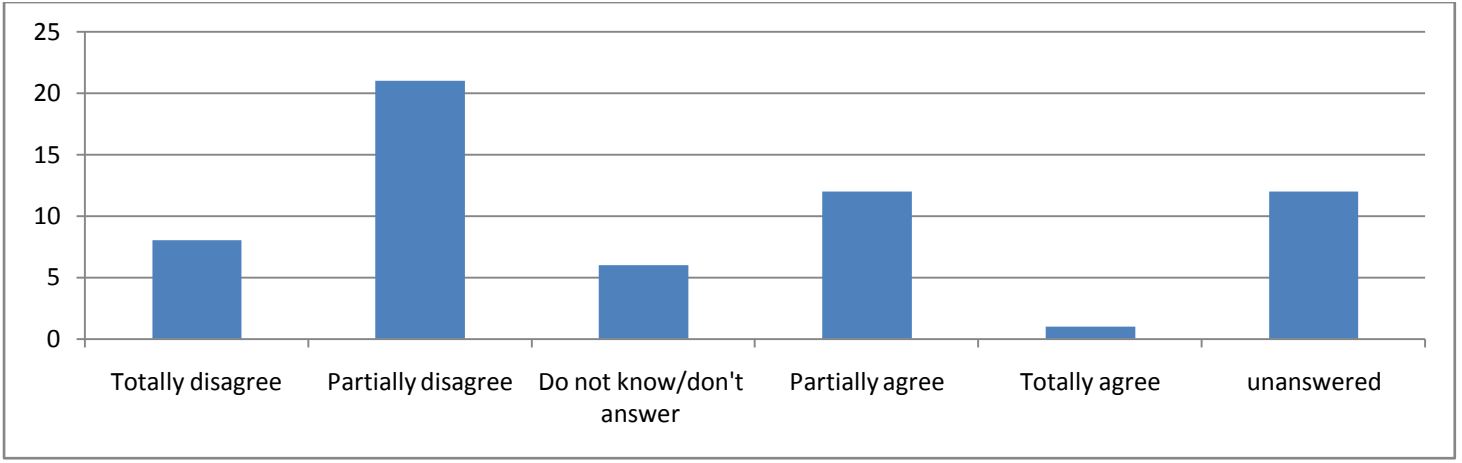
7b: "Erkekler ve bayanlar stresli durumlarda karar verirken duygularından etkilenirler." %36,7 of participants partially agree, %18,3 of them totally agree with this view.	%
Totally disagree	3,3
Partially disagree	16,7
Do not know/don't answer	15,0
Partially agree	36,7
Totally agree	18,3
Unanswered	10,0



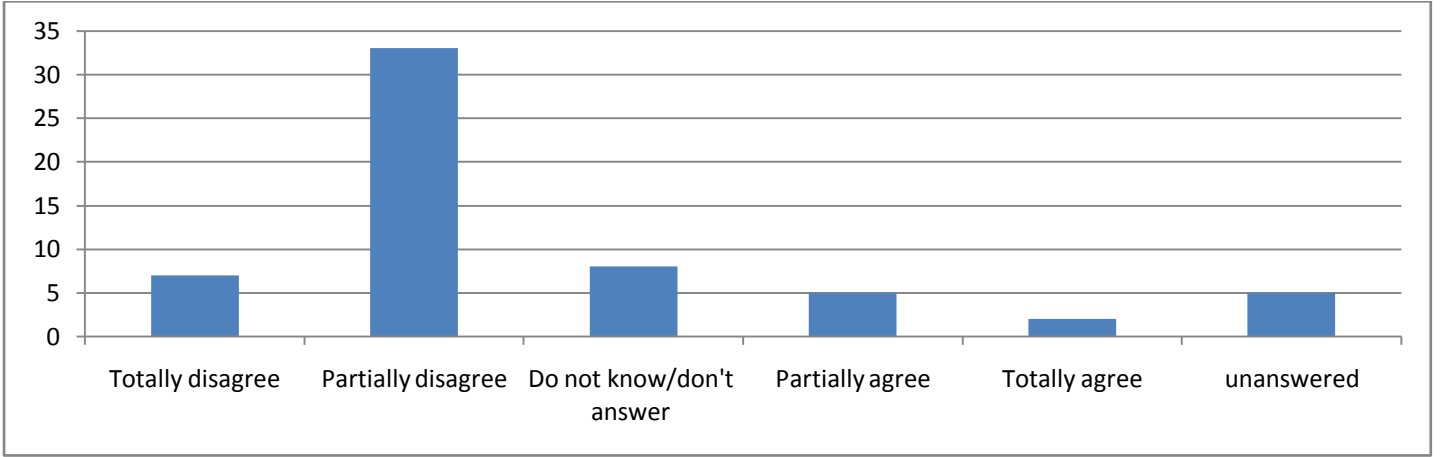
8a: "Siz ve eşiniz, bir kişinin kalıp evde çocuğunuza bakma konusunda karar verecektir. Bu durumda düşük maaşlı olan evde kalır."	%
The highest rate, %43,3 of participants partially disagree with this view.	
Totally disagree	8,3
Partially disagree	43,3
Do not know/don't answer	11,7
Partially agree	23,3
Totally agree	5,0
Unanswered	8,3



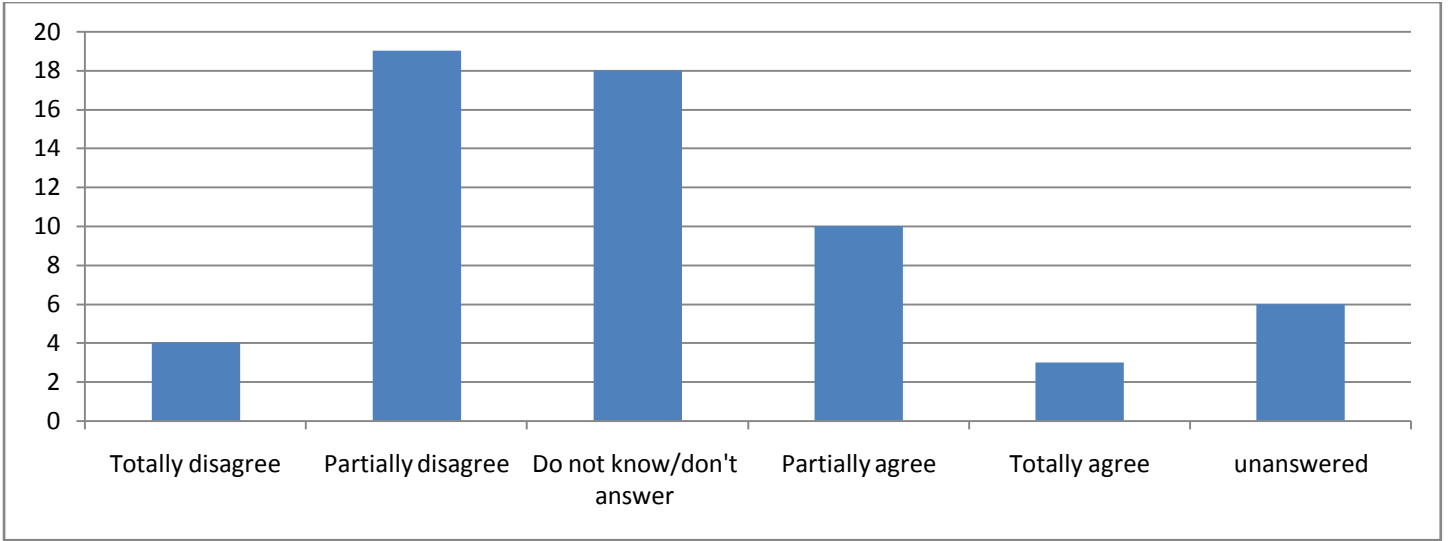
8b: "Cinsiyet karar verme sürecinde belirleyici olmalıdır."	%
%35 of participants partially disagree and %20 of them don't answer it.	
Totally disagree	13,3
Partially disagree	35,0
Do not know/don't answer	10,0
Partially agree	20,0
Totally agree	1,7
unanswered	20,0



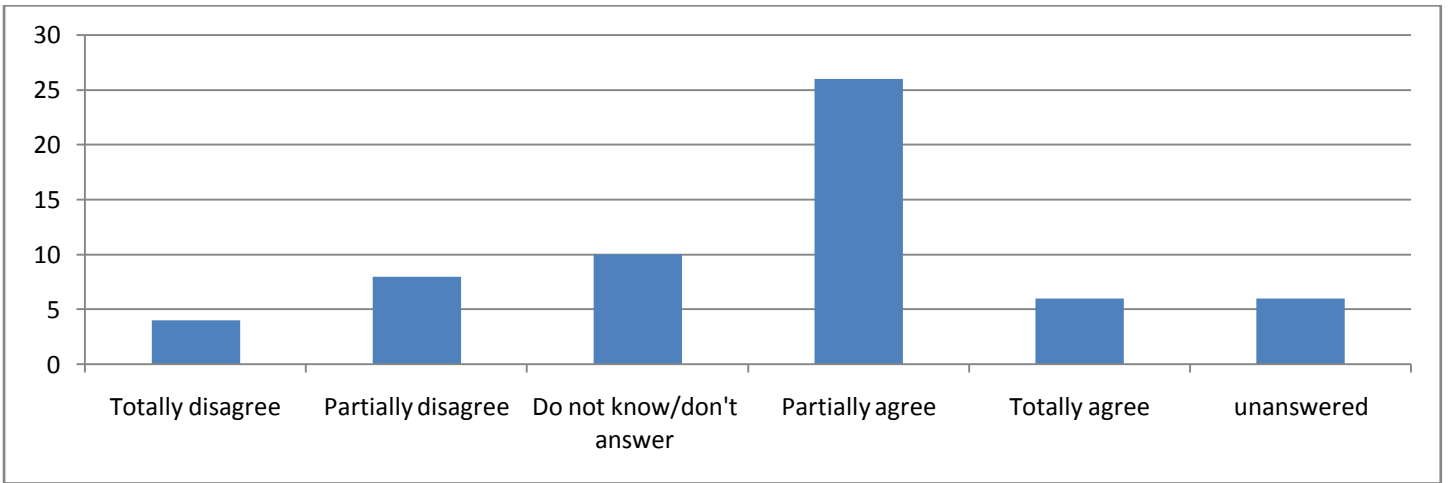
9a: “Ekonomik durum istihdam fırsatlarını azalttığında, işe alınmada cinsiyet bir öncelik olmalıdır.” Most of the participants (%55) stated that gender mustn't be a priority getting a job.	%
Totally disagree	11,7
Partially disagree	55,0
Do not know/don't answer	13,3
Partially agree	8,3
Totally agree	3,3
unanswered	8,3



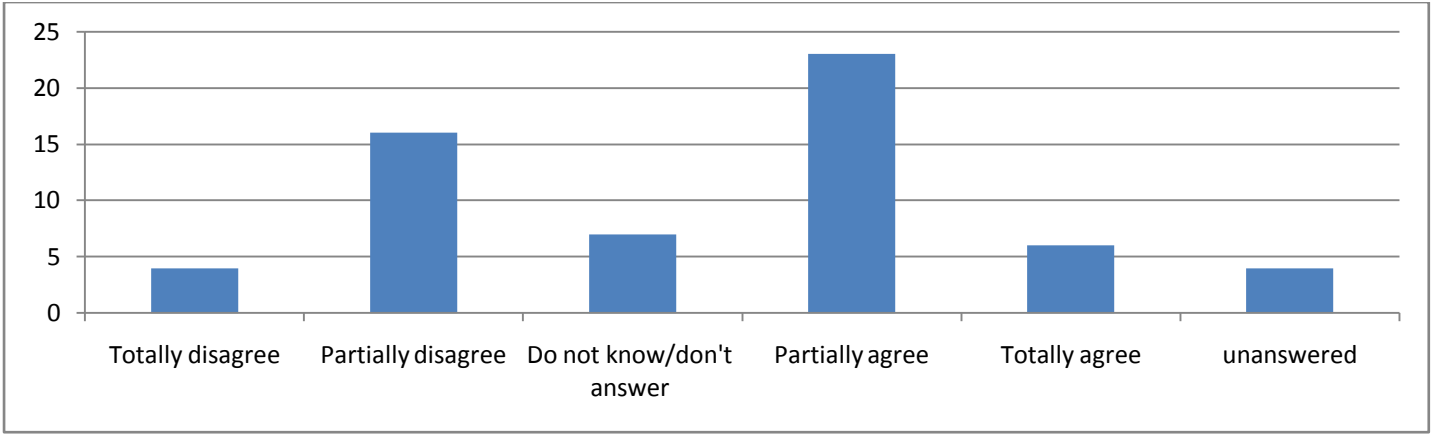
9b: “İşsiz bireyler cinsiyetlerine göre durumlarını farklı algırlarlar.” The highest rate, %31,7 of participants answered that unemployed people don't see the difference in their manner, %30 of them don't answer it.	%
Totally disagree	6,7
Partially disagree	31,7
Do not know/don't answer	30,0
Partially agree	16,7
Totally agree	5,0
Unanswered	10,0



10a: “Erkekler ve kadınlar her türlü meslek için benzer eğitime sahiptir.” Most of the participants (%43,3) think that women and men have similar education on occupations.	
Totally disagree	6,7
Partially disagree	13,3
Do not know/don't answer	16,7
Partially agree	43,3
Totally agree	10,0
unanswered	10,0

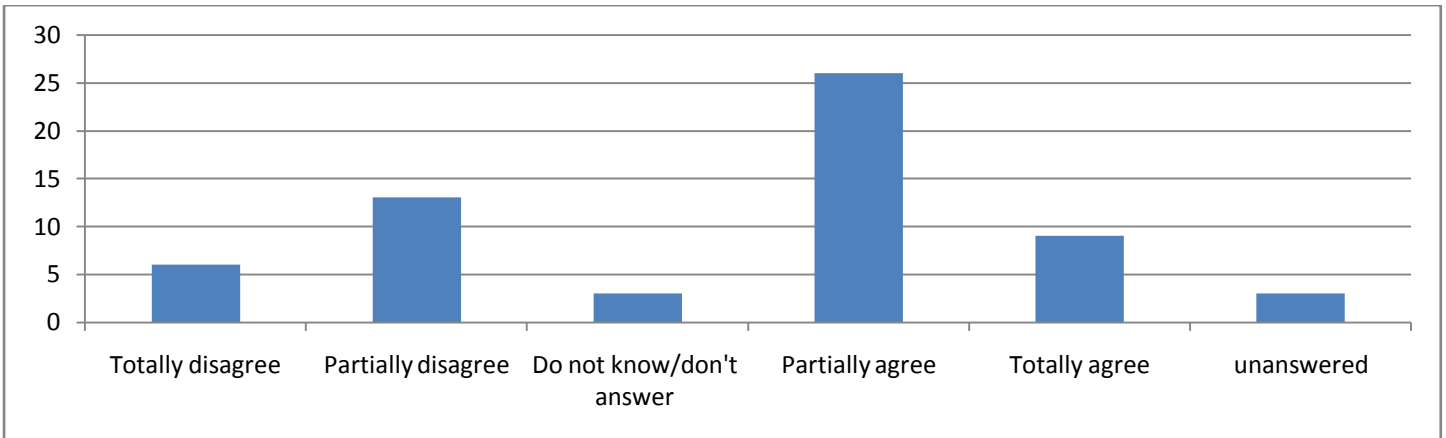


10b: “Erkekler ve kadınlar herhangi bir meslekte eşit derecede performans sergilerler.” The highest rate, %38,3 of participants partially agree, %26,7 of them partially disagree with this view.	%
Totally disagree	6,7
Partially disagree	26,7
Do not know/don't answer	11,7
Partially agree	38,3
Totally agree	10,0
unanswered	6,7

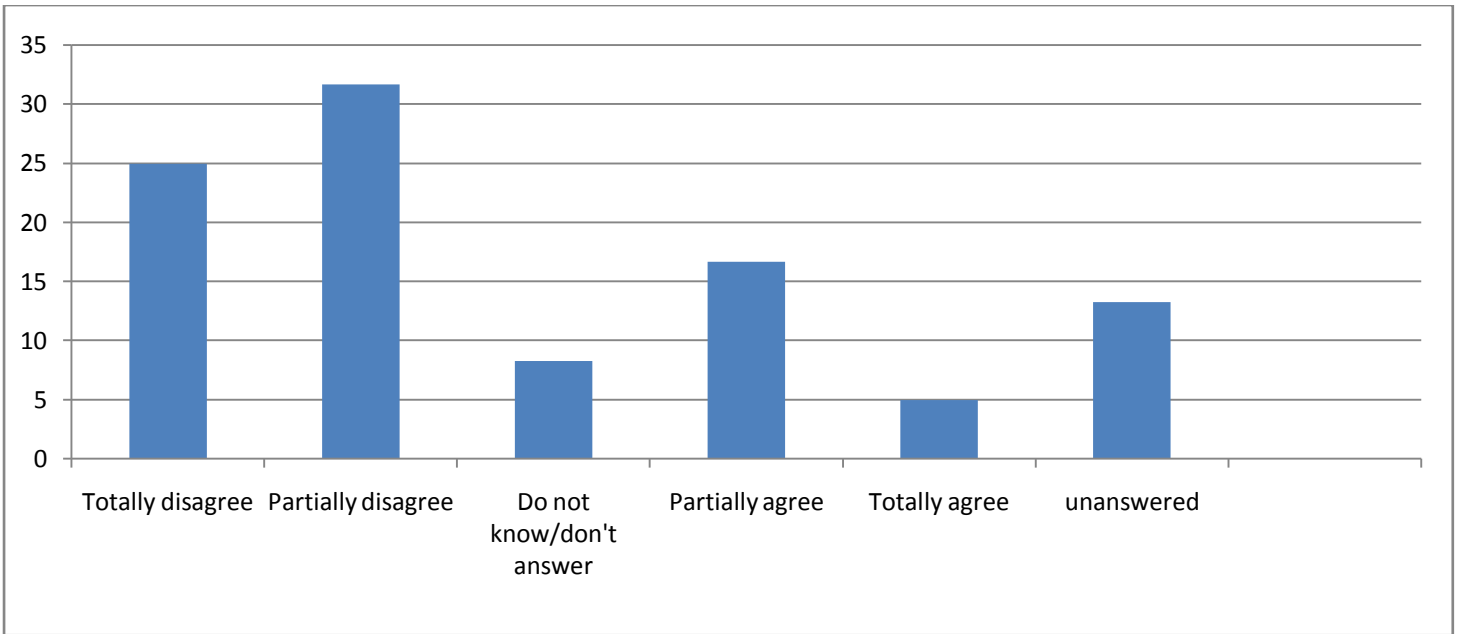


II. PRIVATE LIFE (Gender and family responsibilities)

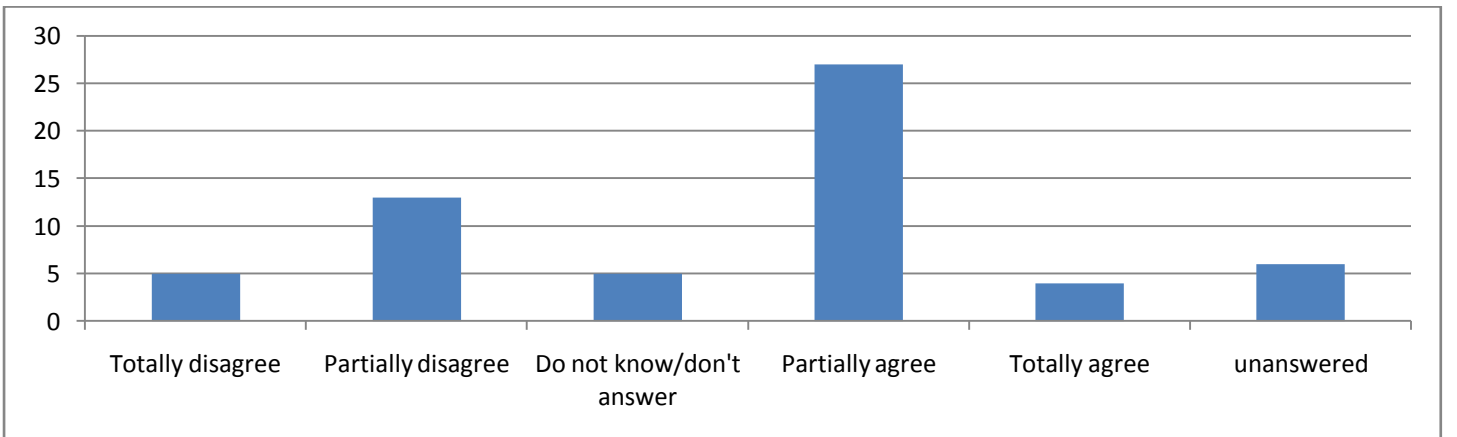
1a: “Çoğu kadın aile bütçesine katkı sağlayamamaktadır.” %43,3 of participants think that most women can't contribute to family budget.	%
Totally disagree	10,0
Partially disagree	21,7
Do not know/don't answer	5,0
Partially agree	43,3
Totally agree	15,0
Unanswered	5,0



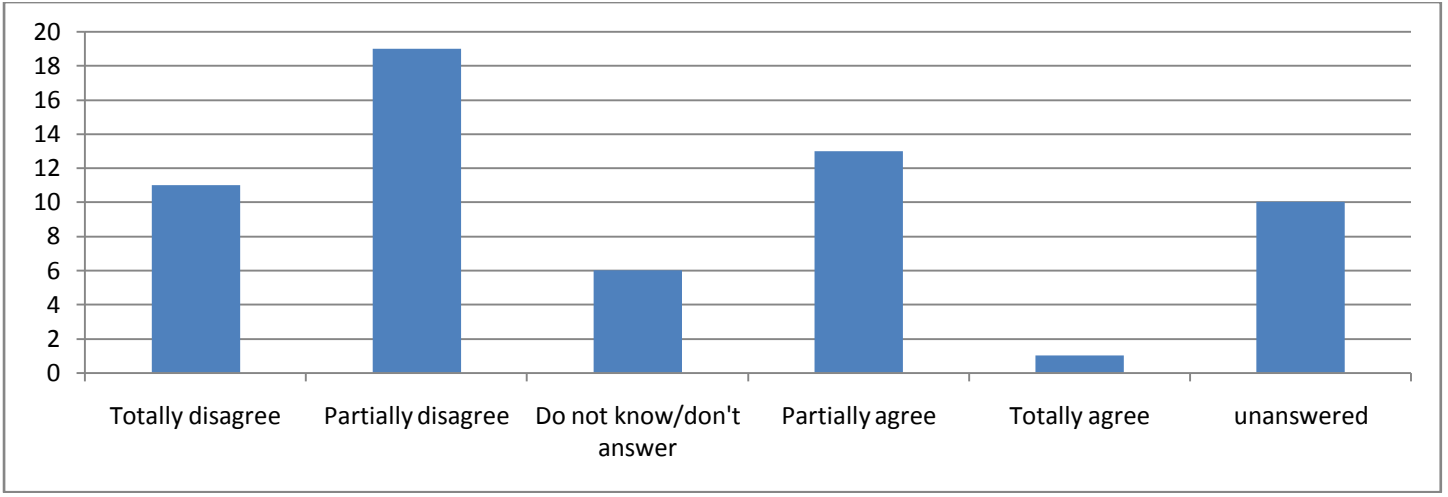
1b: “Bu durum ailenin yararınadır. Değişmemelidir.” %31,7 of participants partially disagree about its helpfulness, %25 of them totally disagree with it. %16,7 of them state that it is helpful for family and shouldn't change.	%
Totally disagree	25,0
Partially disagree	31,7
Do not know/don't answer	8,3
Partially agree	16,7
Totally agree	5,0
unanswered	13,3



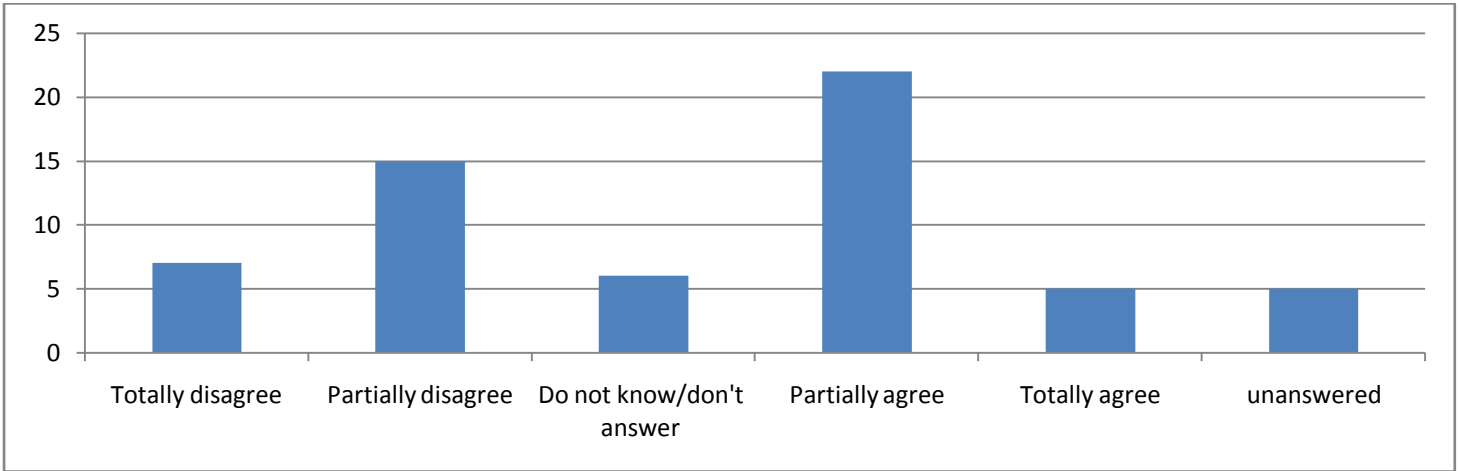
2a: “Cinsiyet aile içindeki rolünü belirler.” Most of the participants (%45) think that gender determines the role in a family.	%
Totally disagree	8,3
Partially disagree	21,7
Do not know/don't answer	8,3
Partially agree	45,0
Totally agree	6,7
Unanswered	10,0



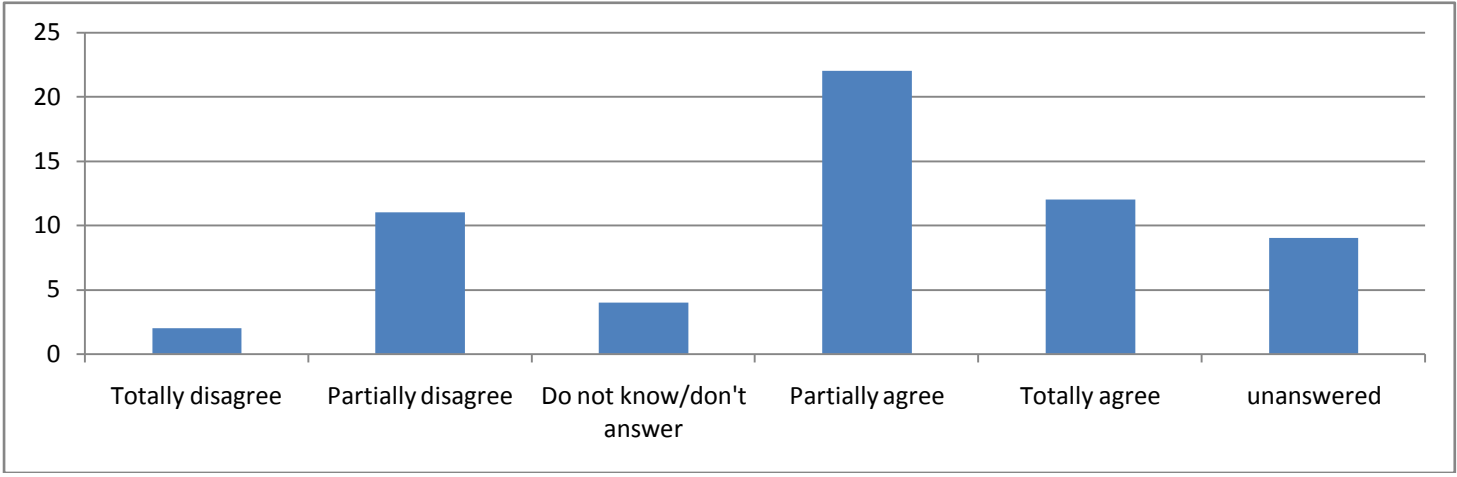
2b: “Bu durum gelenekseldir. Değişmemelidir.” %31,7 of participants partially disagree about it, %21,7 of them partially agree with this view.	%
Totally disagree	18,3
Partially disagree	31,7
Do not know/don't answer	10,0
Partially agree	21,7
Totally agree	1,7
unanswered	16,7



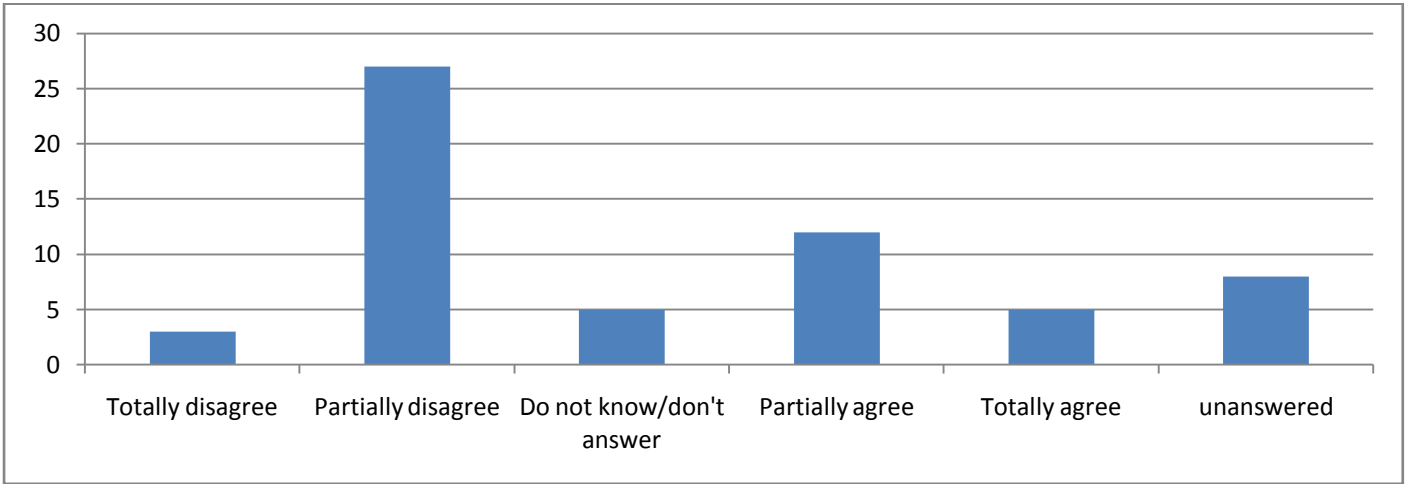
3a: “Evde kalıp çocuklara bakan bir erkek, toplum tarafından hoş karşılanmaz.” Most of participants (%36,7) partiallyagreewiththisview.	%
Totally disagree	11,7
Partially disagree	25,0
Do not know/don't answer	10,0
Partially agree	36,7
Totally agree	8,3
Unanswered	8,3



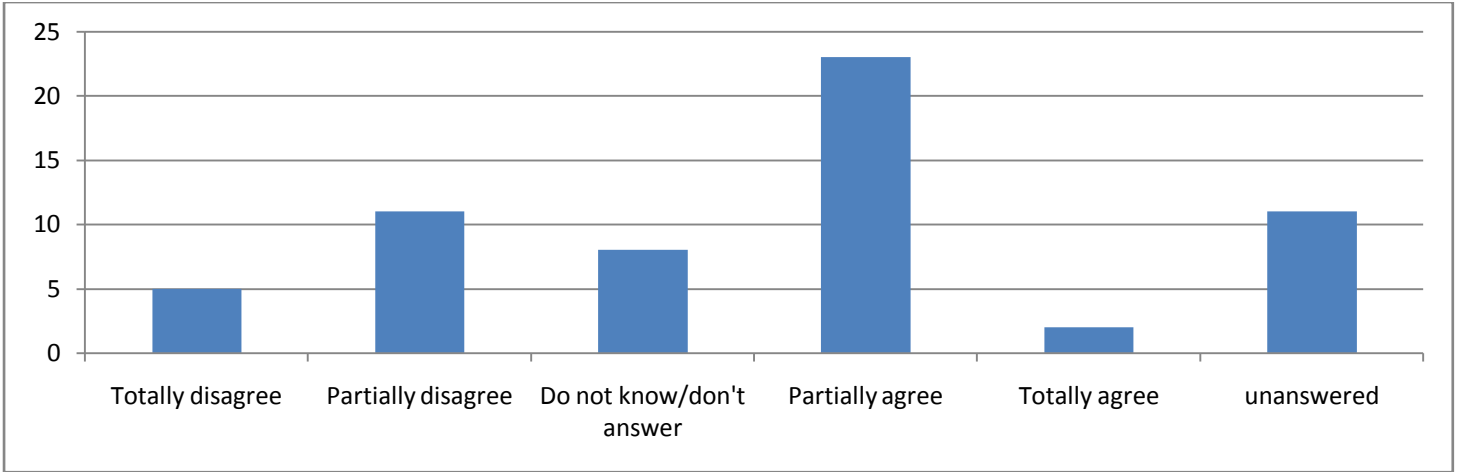
3b: “Benim evimde ev işleri karı-koca arasında eşit paylaşılmıştır.” %36,7 of participantsstatethathouseworksaresharedequallybetweenmanandwoman, %18,3 of themstatethatit isn'tsharedequally.	%
Totally disagree	3,3
Partially disagree	18,3
Do not know/don't answer	6,7
Partially agree	36,7
Totally agree	20,0
unanswered	15,0



4a: “Her iki ebeveyn çalıştığında aile yaşamı sıkıntılı olur.” With the highest rate, %45 of participants think it is a problem if two both of parents work.	%
Totally disagree	5,0
Partially disagree	45,0
Do not know/don't answer	8,3
Partially agree	20,0
Totally agree	8,3
unanswered	13,3



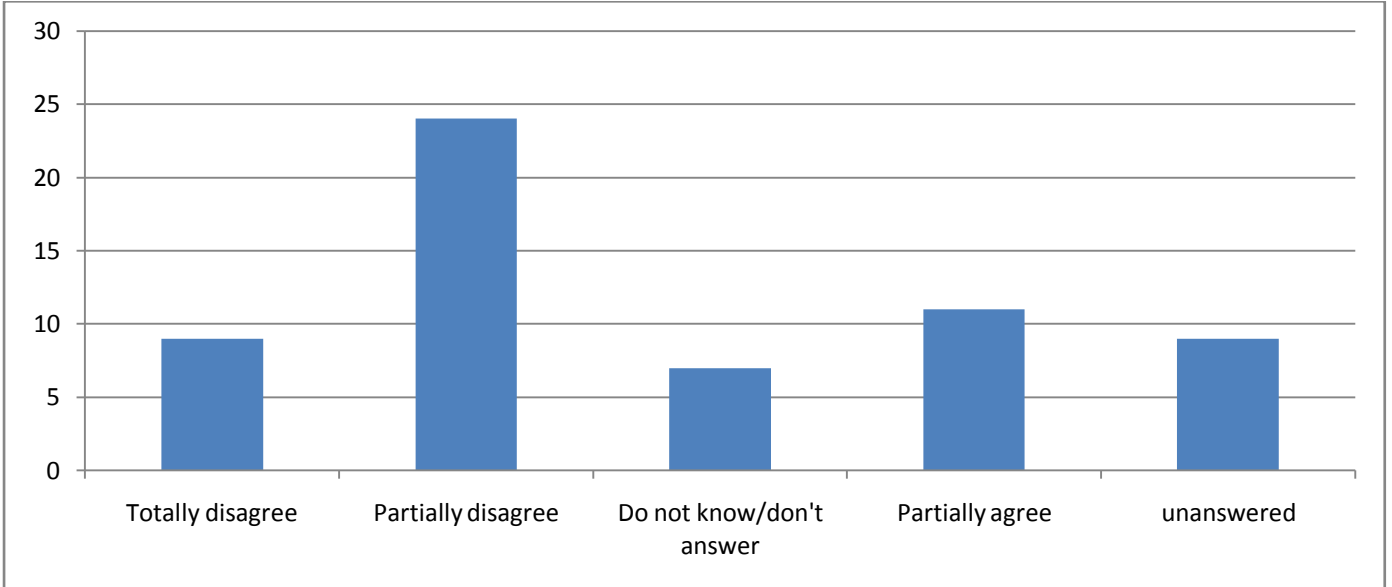
4b: “Cinsiyetini dikkate alarak bir ebeveynin aile ile ilgilenmesi faydalı olur.” %38,3 of participants partially agree on helpfulness of one of parents' taking care with family.	%
Totally disagree	8,3
Partially disagree	18,3
Do not know/don't answer	13,3
Partially agree	38,3
Totally agree	3,3
Unanswered	18,3



5a: “Cinsiyet; ailenin parasının nasıl harcanacağı konusunda karar verme sürecinde etkilidir.”

%40 of participants think that it isn't partially efficient on process of decision.

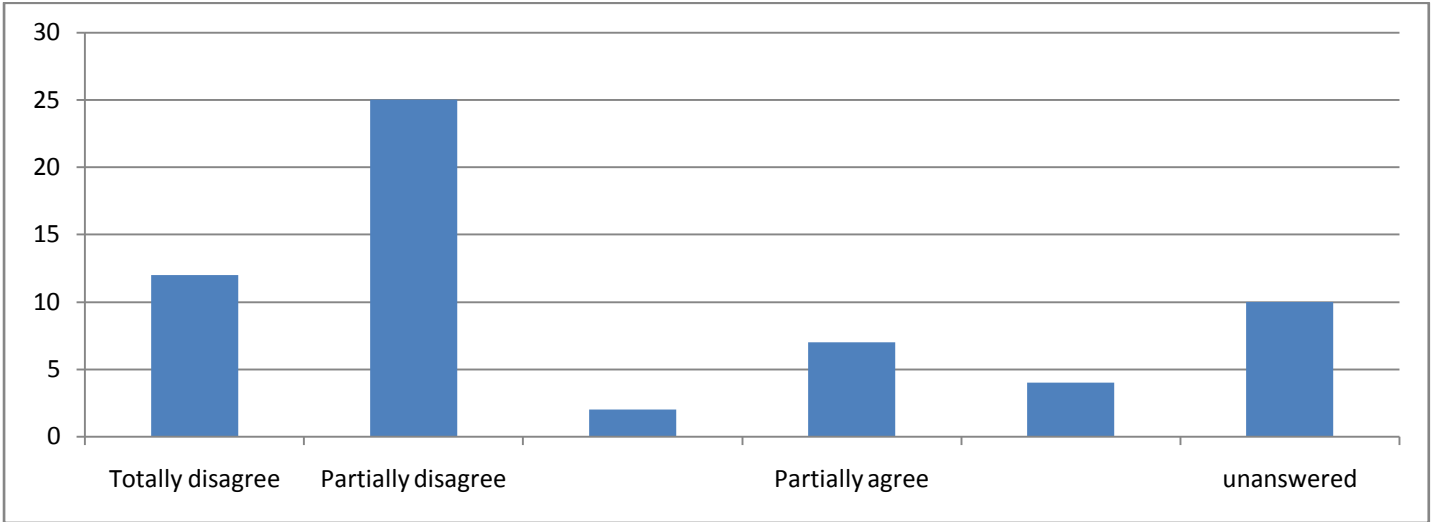
Response Category	%
Totally disagree	15,0
Partially disagree	40,0
Do not know/don't answer	11,7
Partially agree	18,3
Totally agree	15,0
Unanswered	9



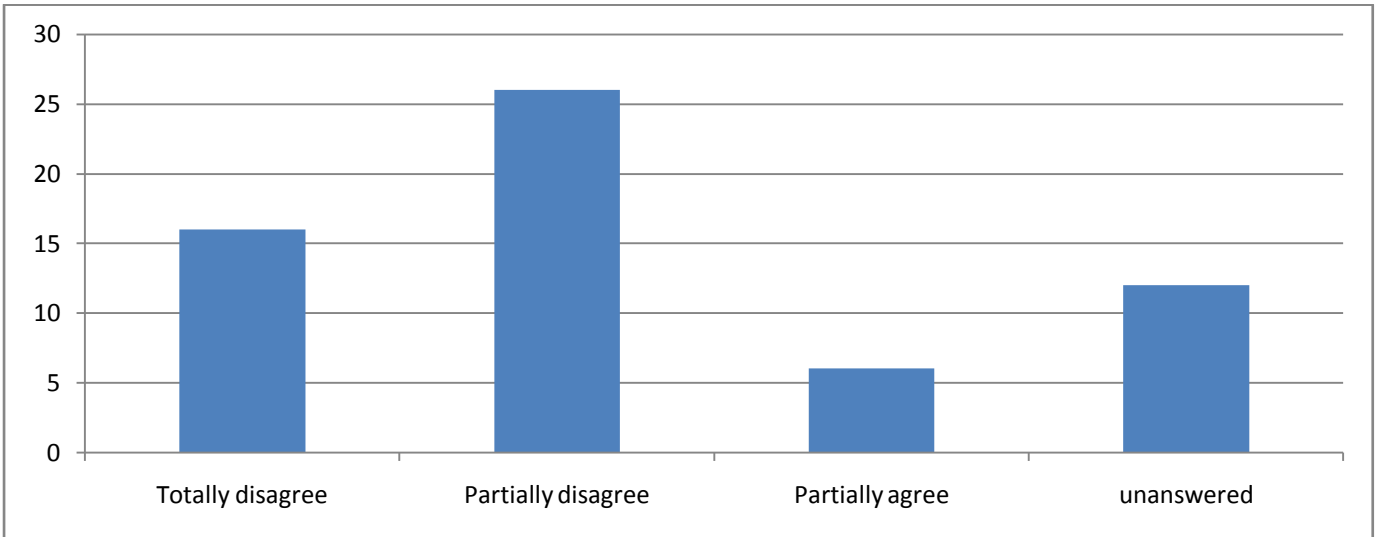
5b: “Daha çok para kazanan nasıl harcanacağına karar verir.”

Most of participants (%41,7) partially disagree that the most earner decide how they spend Money.

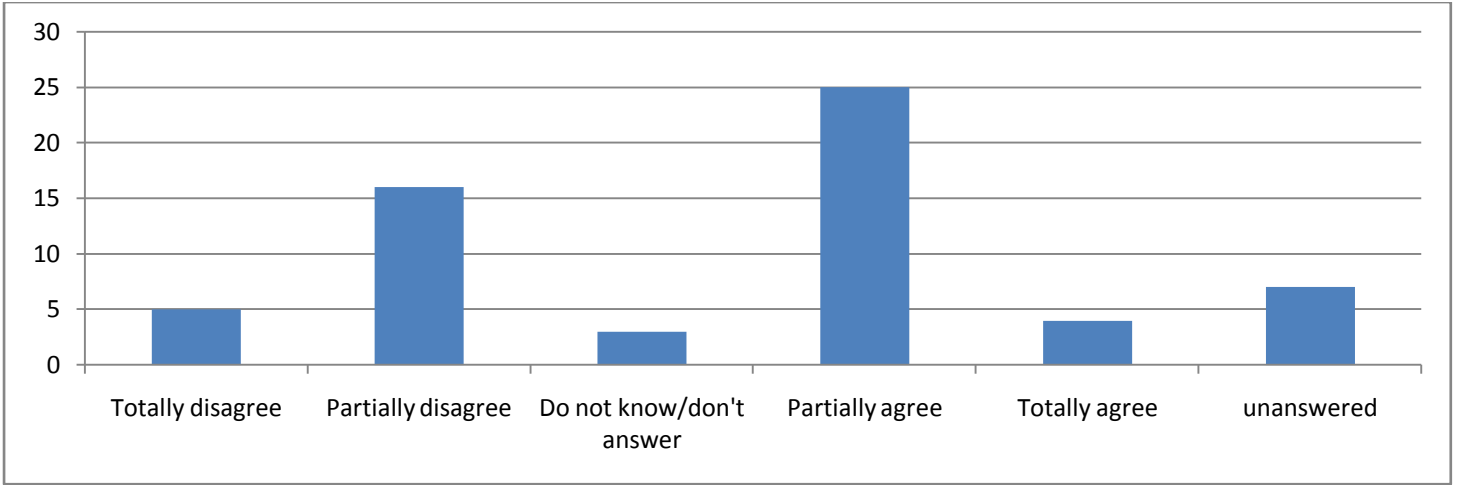
Response Category	%
Totally disagree	20,0
Partially disagree	41,7
Do not know/don't answer	3,3
Partially agree	11,7
Totally agree	6,7
unanswered	16,7



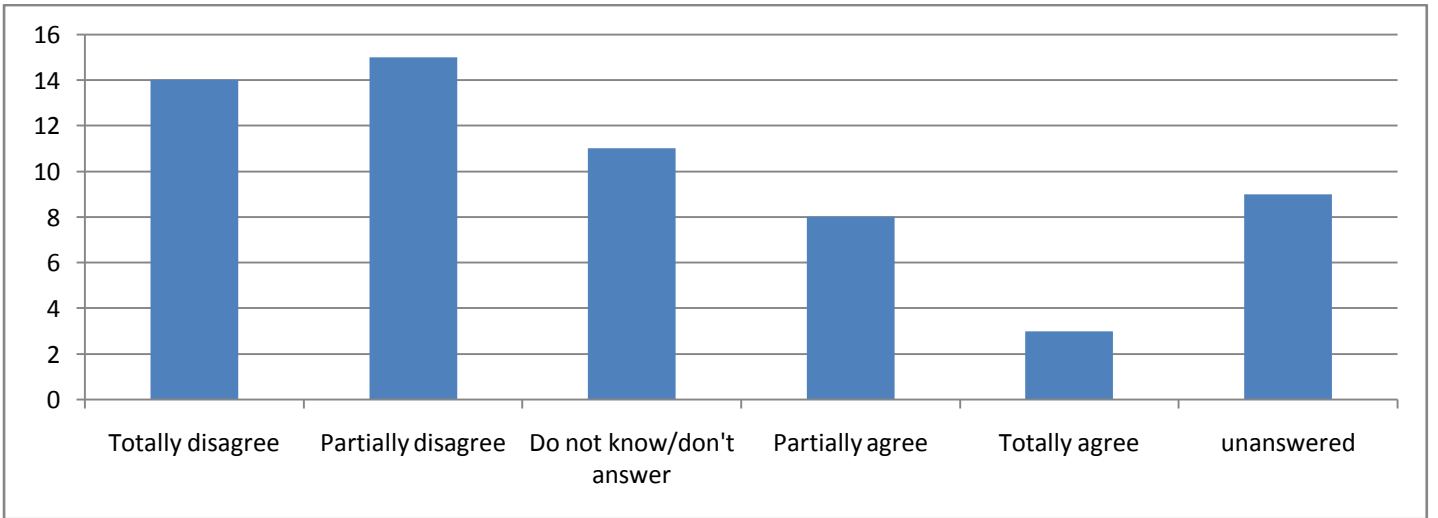
6a: “Ev işleri ücretli işler kadar yorucu değildir.”		%
%43,3 of participants partially disagree, %26,7 of them totally disagree that houseworks aren't as hard as paid work. “Totally agree” isn't answered.		
Totally disagree		26,7
Partially disagree		43,3
Partially agree		10,0
unanswered		20,0



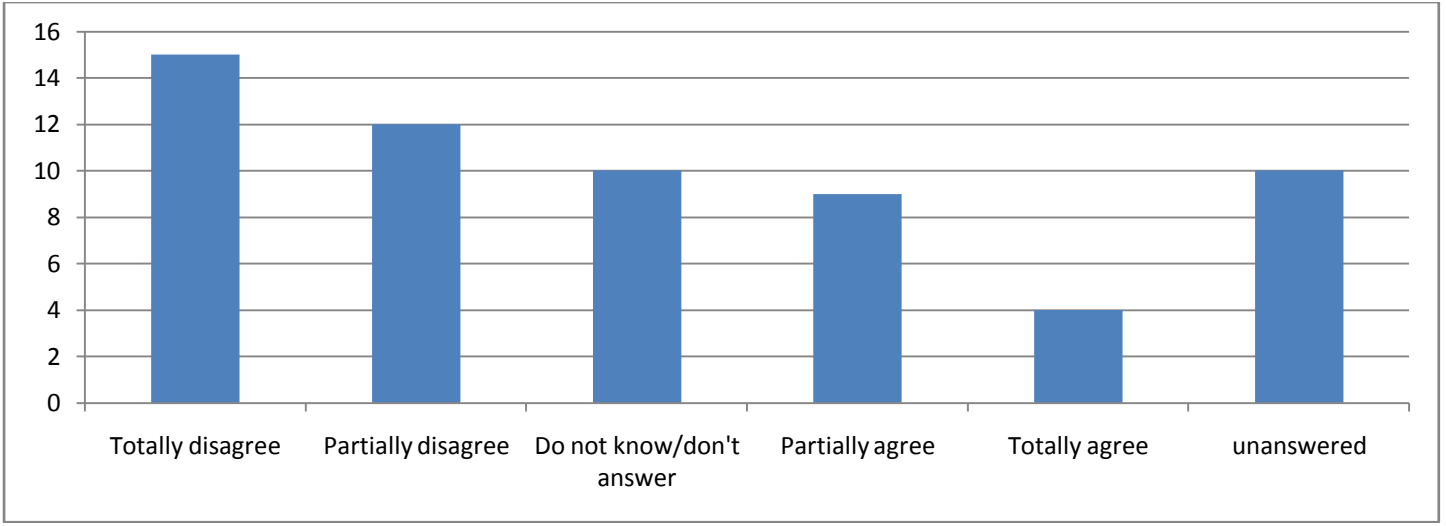
6b: “Kadınlar ve erkekler ev işlerini yapmak için farklı yeterliliklere sahiptirler.”		%
With the highest rate, %41,7 of participants partially agree that women and men have got different qualities on doing houseworks. %26,7 of them partially disagree with this view.		
Totally disagree		8,3
Partially disagree		26,7
Do not know/don't answer		5,0
Partially agree		41,7
Totally agree		6,7
unanswered		11,7



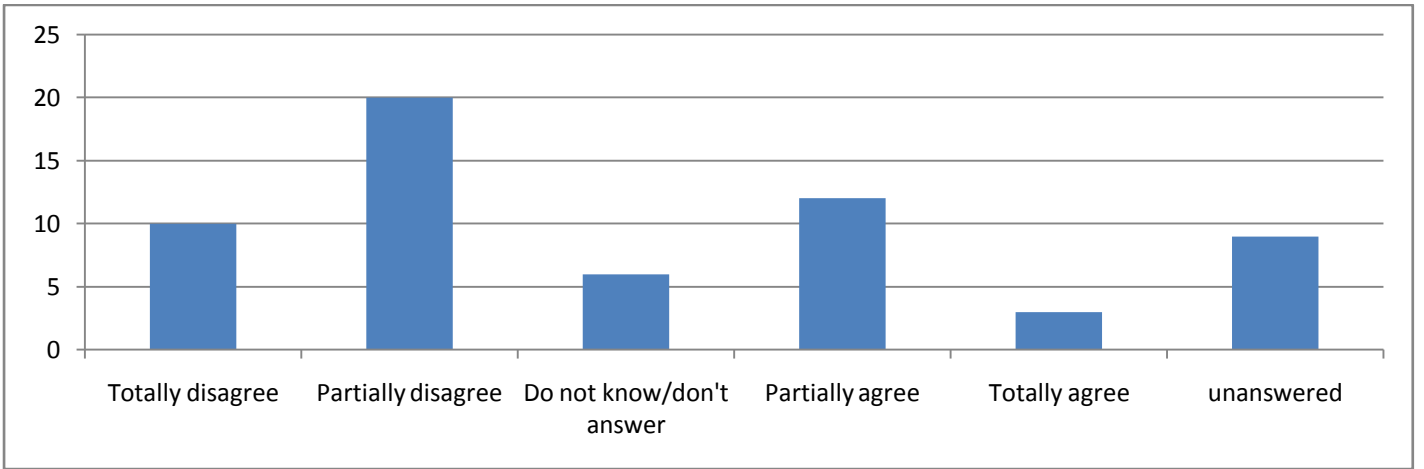
7a: “Kadın ve erkekler zinayı aynı şekilde kabul ederler.”		%
%25 of participants partially, %23,3 of them totally disagree that women and men have the same aspect on fornication. %18,3 of them don't answer it.		
Totally disagree		23,3
Partially disagree		25,0
Do not know/don't answer		18,3
Partially agree		13,3
Totally agree		5,0
unanswered		15,0



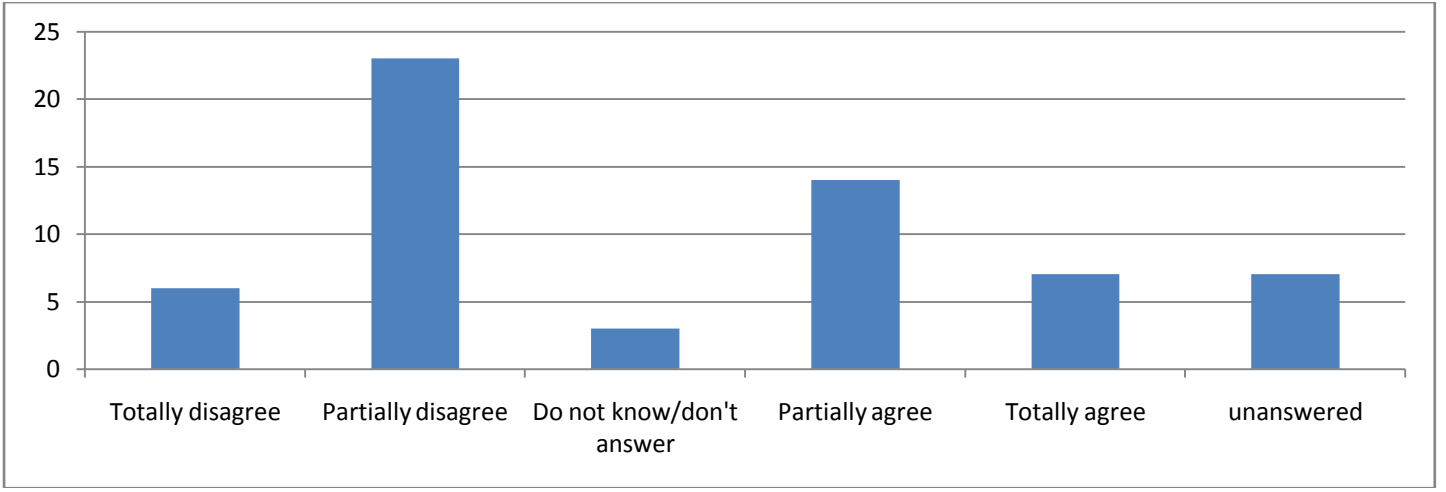
7b: “Zinanın kabul edilmesi ailevi ve ekonomik durumla ilgilidir.”		%
%25 of participant totally disagree with this view, %20 of them partially disagree with it.		
Totally disagree		25,0
Partially disagree		20,0
Do not know/don't answer		16,7
Partially agree		15,0
Totally agree		6,7
Unanswered		16,7



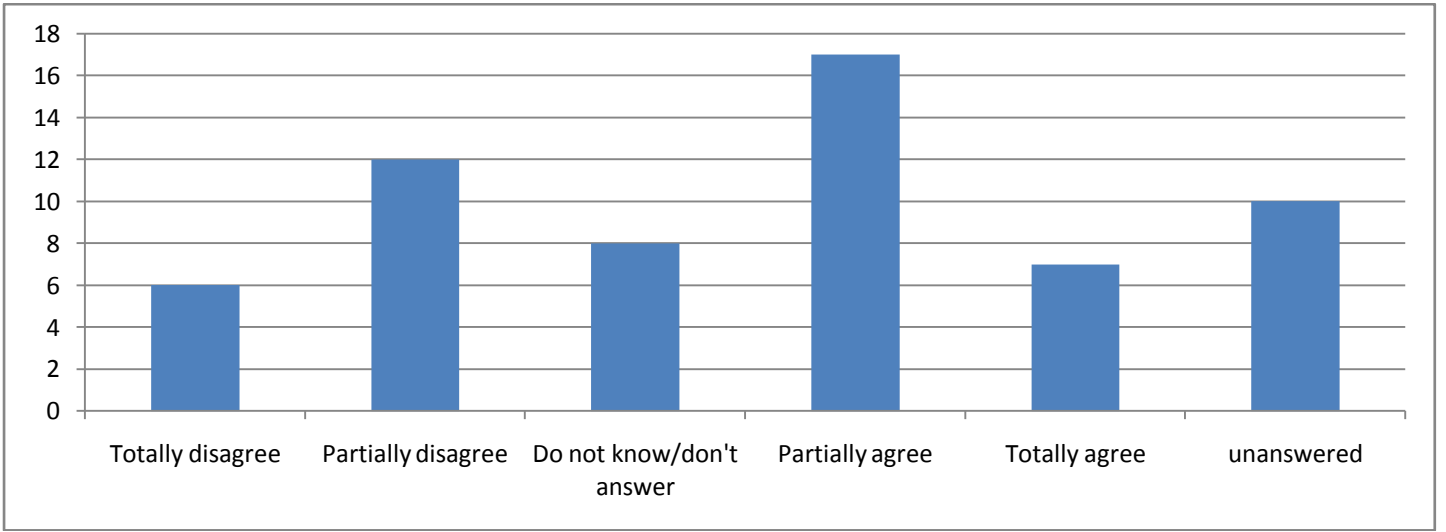
8a: "Cinsiyet dış görünüşe veren önemle ilişkilidir." Most of participants (%33,3) stated that gender is not related with appearance.	%
Totally disagree	16,7
Partially disagree	33,3
Do not know/don't answer	10,0
Partially agree	20,0
Totally agree	5,0
Unanswered	15,0



8b: "Her iki cinstede dış görünüş çok önemli bir nitelikdir." %38,3 of participants partially disagree with this view.	%
Totally disagree	10,0
Partially disagree	38,3
Do not know/don't answer	5,0
Partially agree	23,3
Totally agree	11,7
unanswered	11,7



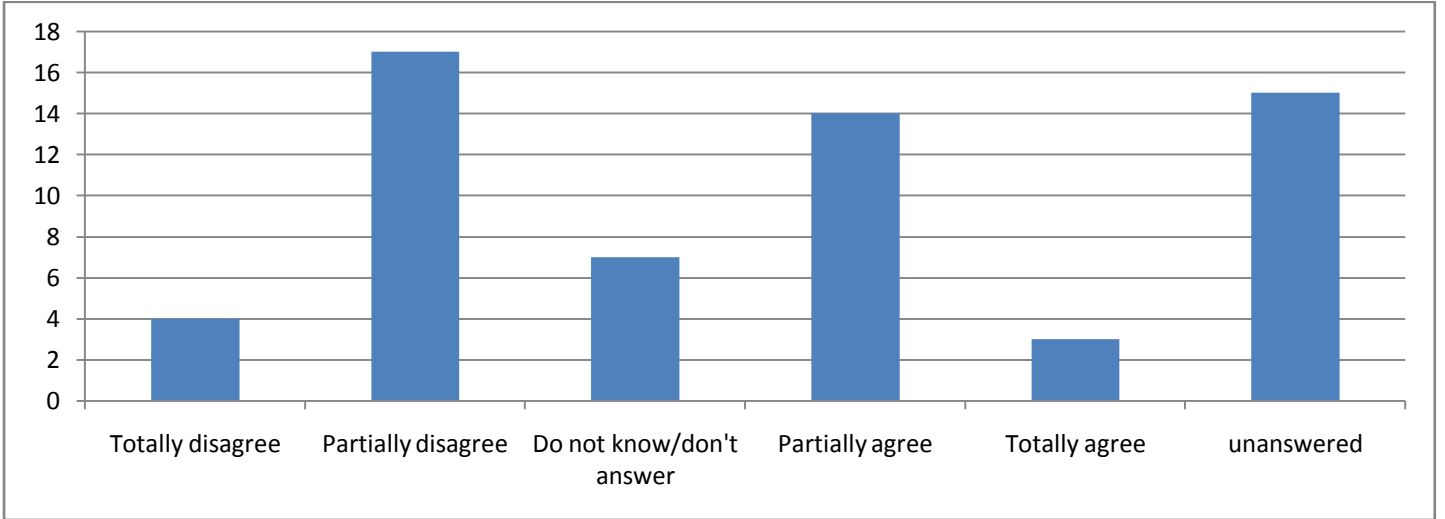
9a: “Aile sorumlulukları dikkate alındığında cinsiyet, kişisel özgürlükle ilgilidir.” %28,3 of participants think that gender is related with personal freedom.	%
Totally disagree	10,0
Partially disagree	20,0
Do not know/don't answer	13,3
Partially agree	28,3
Totally agree	11,7
Unanswered	16,7



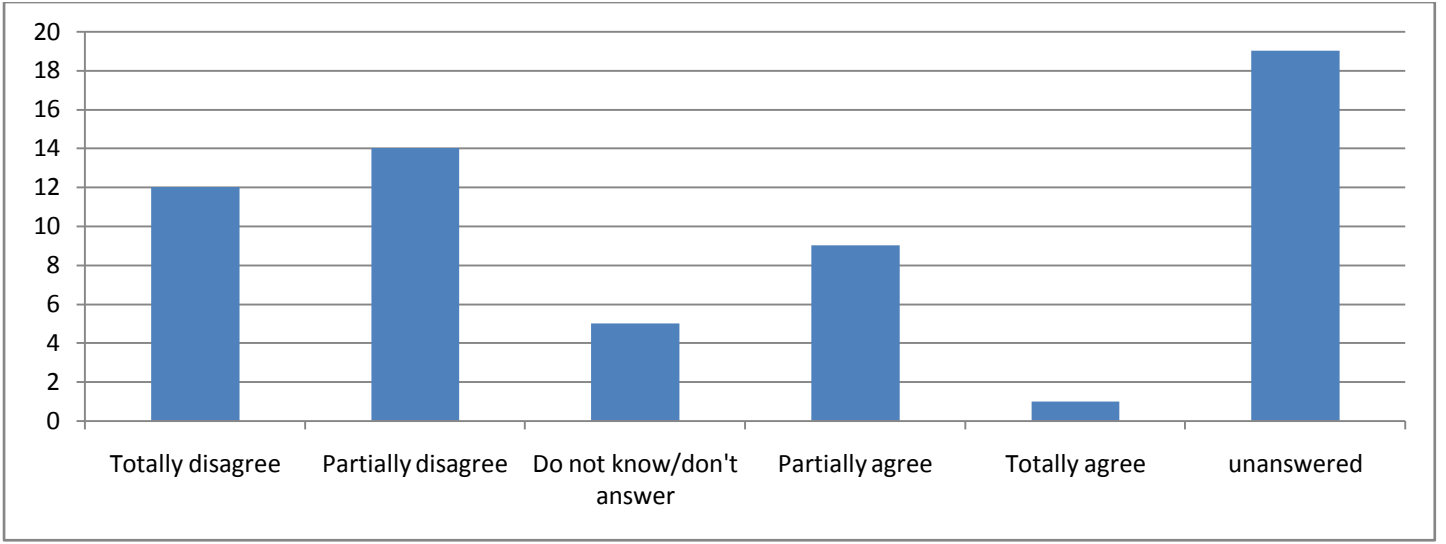
9b: “Ebeveynlerden biri çocuklara dikkat etmek için genellikle çok kişisel sınırlamalara başvurur.” En çok (%38,3 oranı ile) ebeveynlerden birinin çocuklara dikkat etmek için genellikle çok kişisel sınırlamalara başvurduğunu düşünülmektedir.	%
Totally disagree	10,0
Partially disagree	11,7
Do not know/don't answer	20,0
Partially agree	38,3
Totally agree	6,7
unanswered	13,3



10a: “Ebeveynlerden biri çalışmadığında çocuklar genellikle daha iyi eğitim alırlar.”		%
%28,3 of participants partially think that children have a better education if one of parents doesn't work. %25 of them don't answer this question.		
Totally disagree		6,7
Partially disagree		28,3
Do not know/don't answer		11,7
Partially agree		23,3
Totally agree		5,0
unanswered		25,0

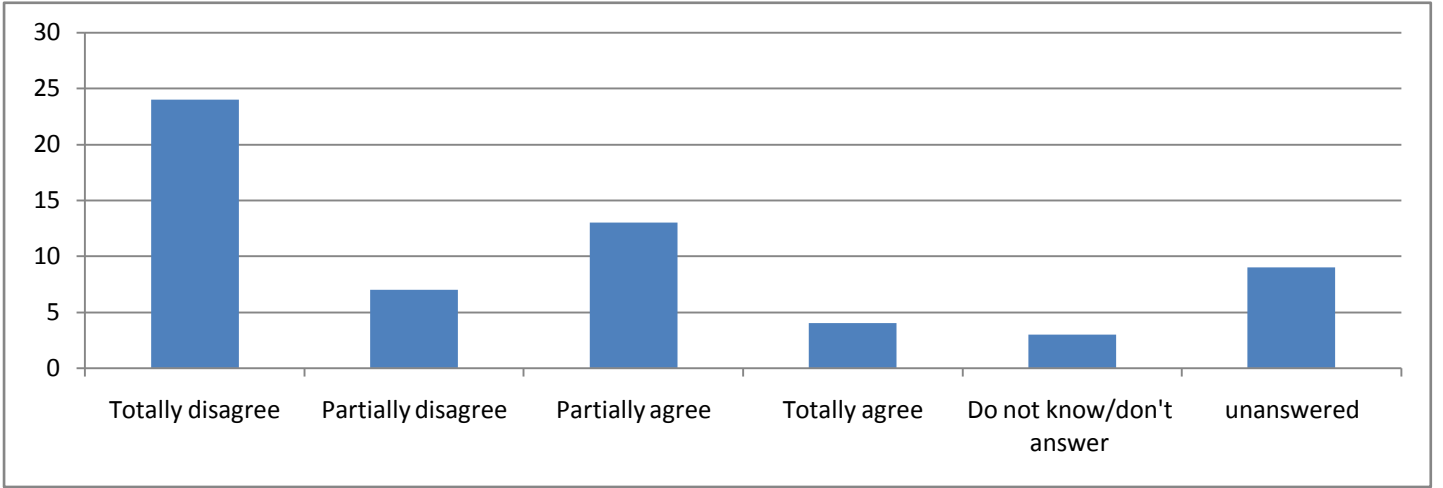


10b: “Cinsiyet, kimin çocukları daha iyi eğiteceği konusunda etkilidir.”		%
%31,7 of participants don't answer this question, %23,3 of them partially disagree with this view.		
Totally disagree		20,0
Partially disagree		23,3
Do not know/don't answer		8,3
Partially agree		15,0
Totally agree		1,7
Unanswered		31,7

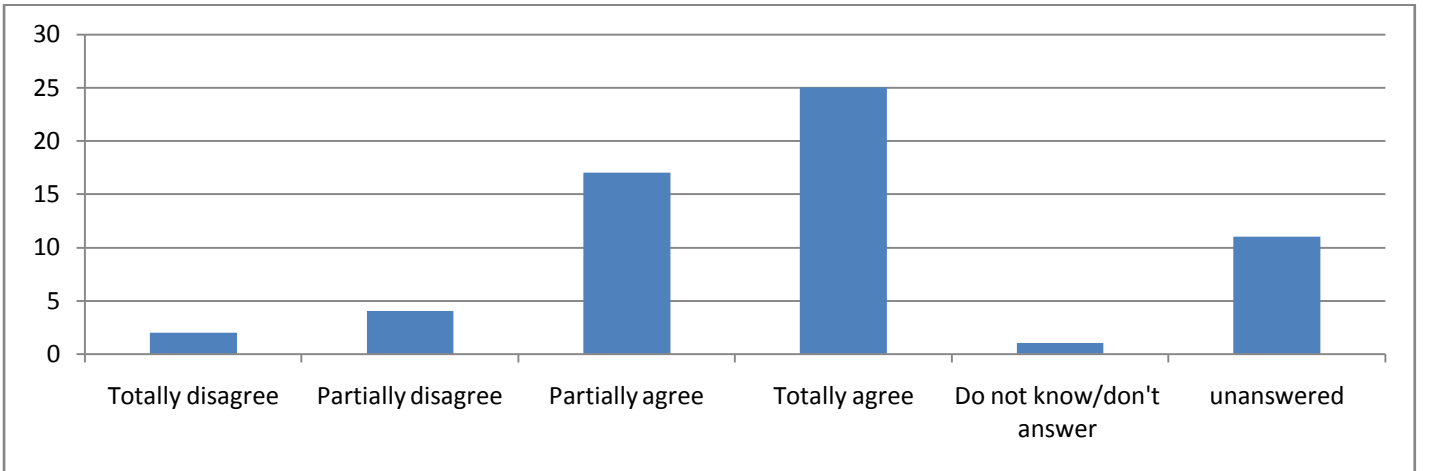


III. PUBLIC LIFE (Gender and decision-making)

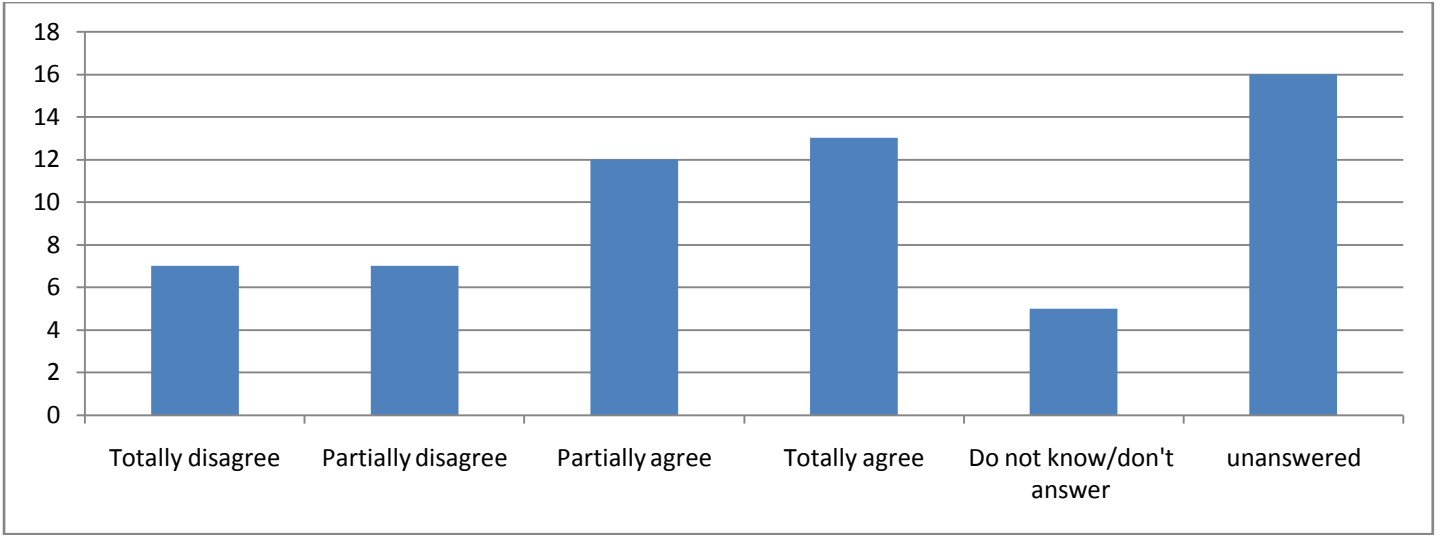
1a: “Kadınlar idarede sorumluluk almak bakımından erkeklere oranla daha az ilgilidir.” %40 of participantstotallydisagreethatwomenarelessinterested in havingresponsibilities on management.	%
Totally disagree	40,0
Partially disagree	11,7
Partially agree	21,7
Totally agree	6,7
Do not know/don't answer	5,0
Unanswered	15,0



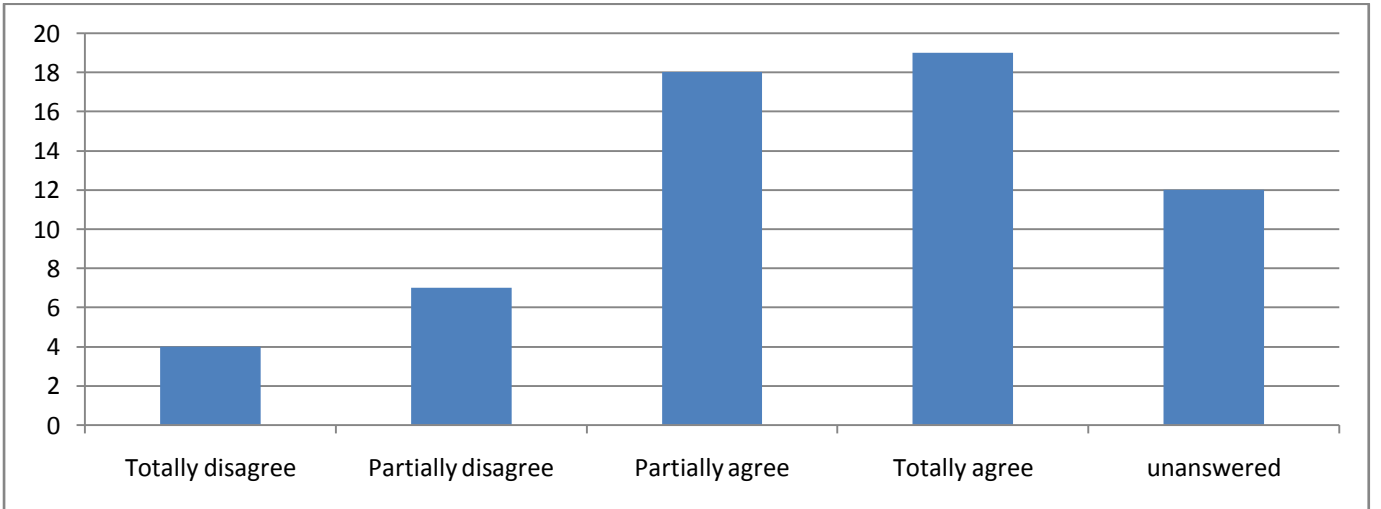
1b: “Kadınların ve erkeklerin hayattan beklentileri farklıdır.”	%
%41,7 of participantstotallyagreewiththisview, %28,3 of themstatetheypartiallyagreewith it.	
Totally disagree	3,3
Partially disagree	6,7
Partially agree	28,3
Totally agree	41,7
Do not know/don't answer	1,7
unanswered	18,3



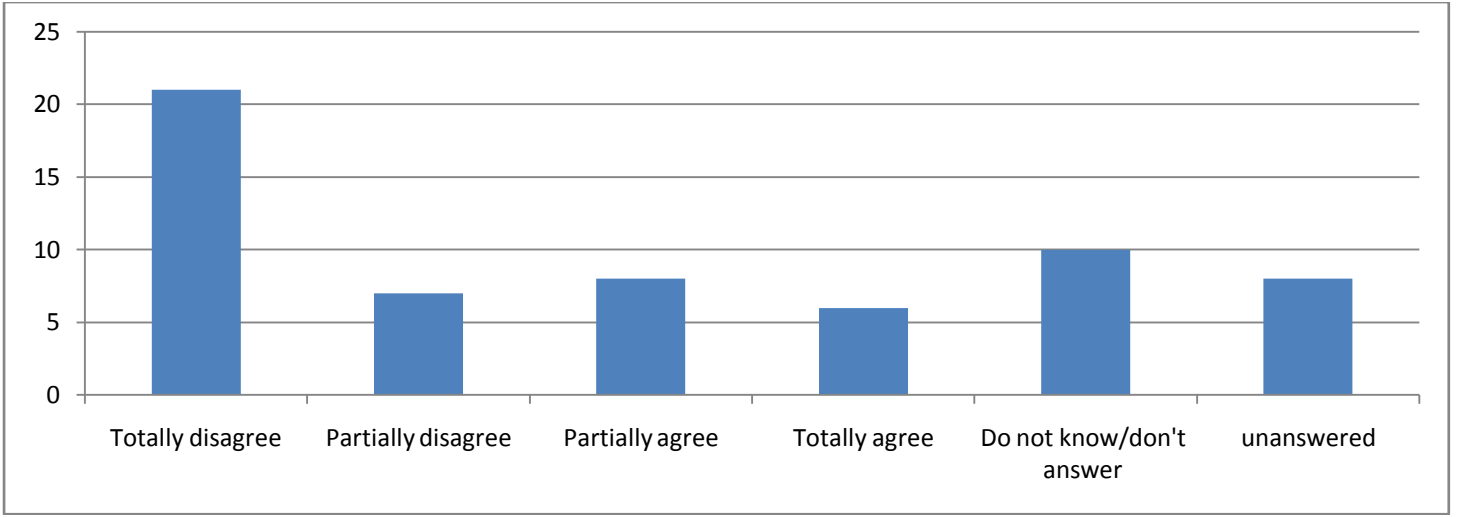
2a: “Cinsiyet, toplum hayatında sorumluluk alma konusunda kişisel niteliklerle ilişkilidir.”	%
%26,7 of participantsdon'tanswerthisquestion, %21,7 of themtotally, %20 of thempartiallyagreewith it.	
Totally disagree	11,7
Partially disagree	11,7
Partially agree	20,0
Totally agree	21,7
Do not know/don't answer	8,3
unanswered	26,7



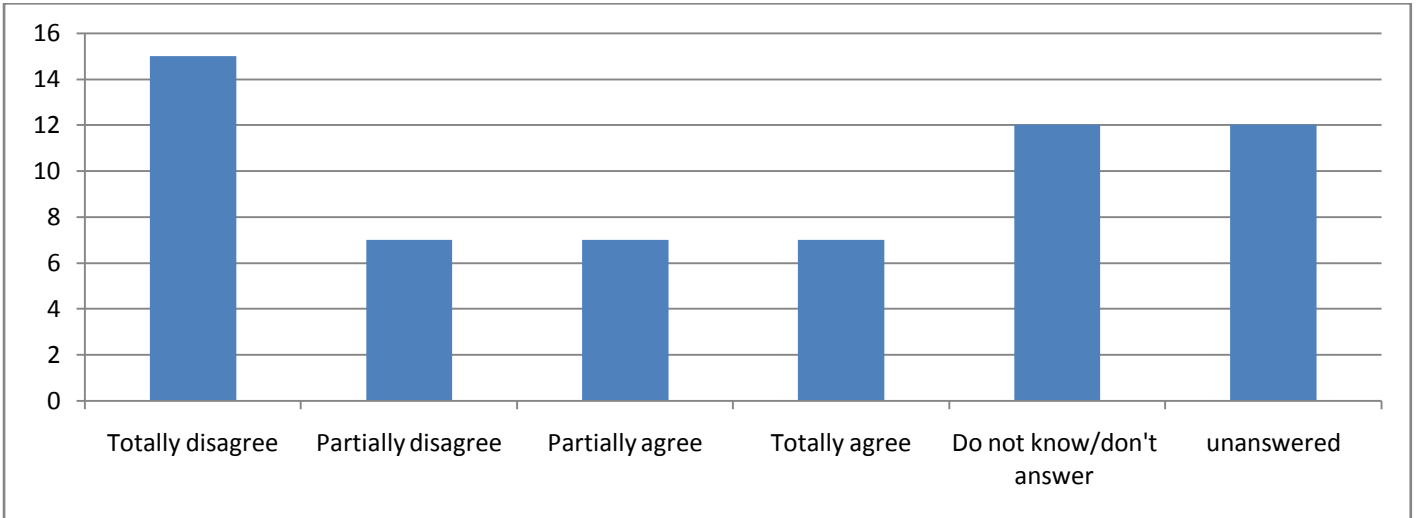
2b: “Erkekler topluma katılma açısından kadınlara oranla çok daha fazla fırsata sahiptir.”		%
%31,7 of participantstotallyagree, %30 of thempartiallyagreewiththeview “Men havemorechancethanwomen on being in society.		
Totally disagree		6,7
Partially disagree		11,7
Partially agree		30,0
Totally agree		31,7
unanswered		20,0



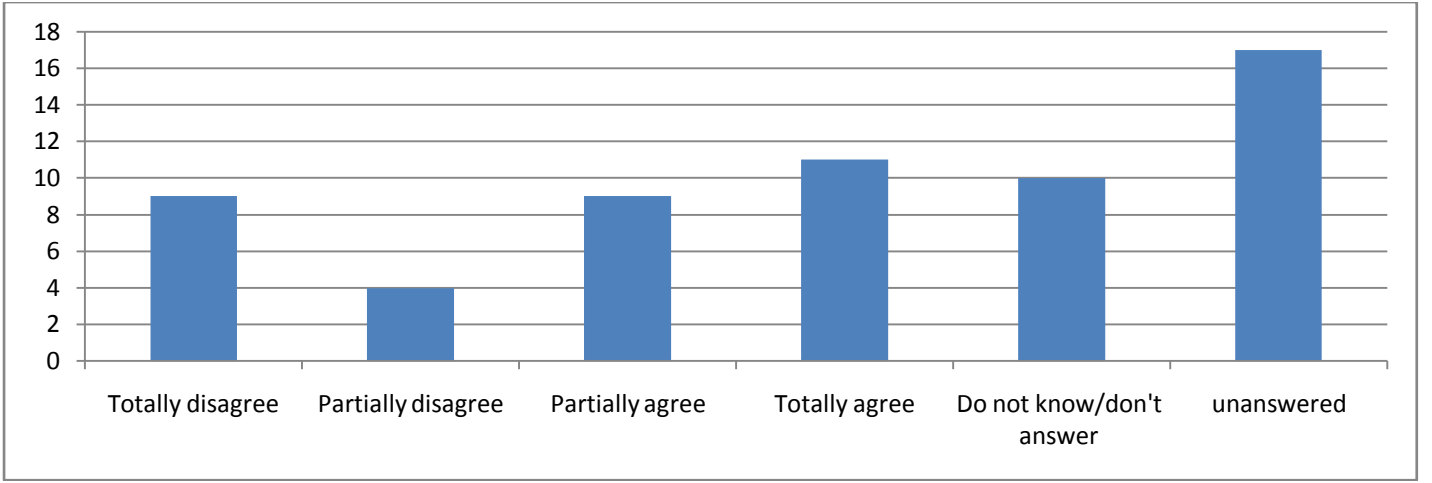
3a: “Siyaset kadınların yeterliliklerine güvenmeyen erkekler tarafından yapılmaktadır.”		%
Most of participants(%35) statetheytotallydisagree on thisview.		
Totally disagree		35,0
Partially disagree		11,7
Partially agree		13,3
Totally agree		10,0
Do not know/don't answer		16,7
unanswered		13,3



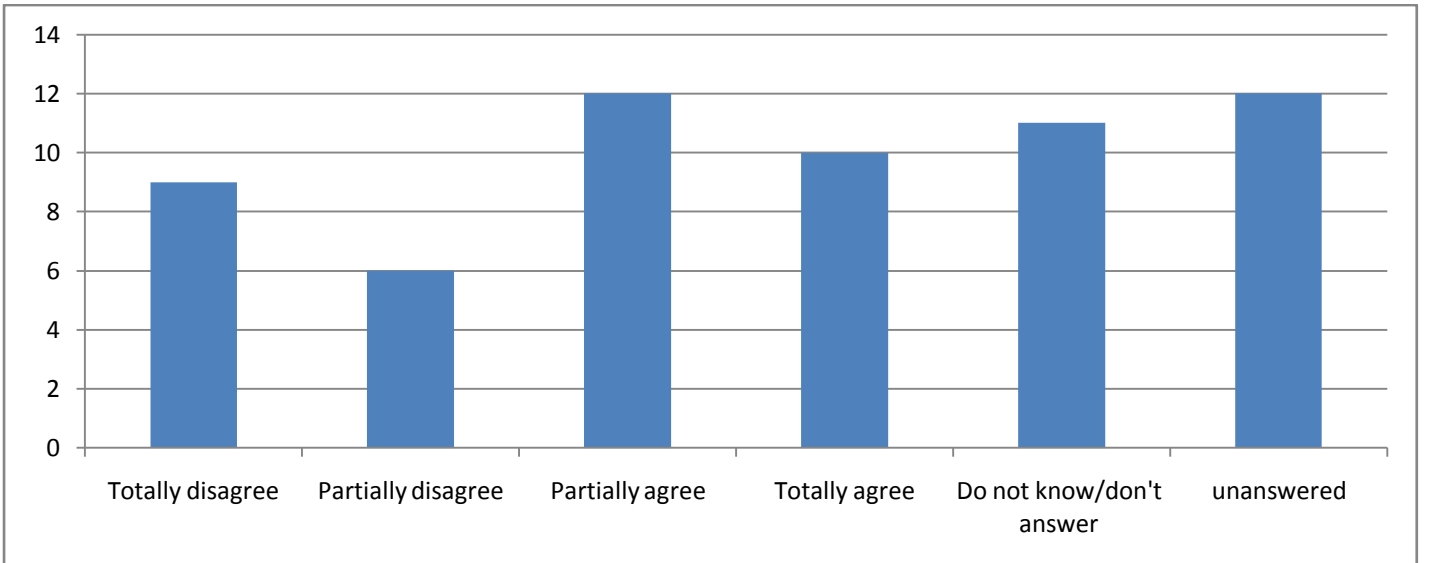
3b: “Kadın politikacılar erkeklerden daha az nitelikli olduklarını göstermişlerdir.” %25 of participants answer “totally disagree”, %20 of them don't answer and %20 of them don't state their views.	%
Totally disagree	25,0
Partially disagree	11,7
Partially agree	11,7
Totally agree	11,7
Do not know/don't answer	20,0
unanswered	20,0



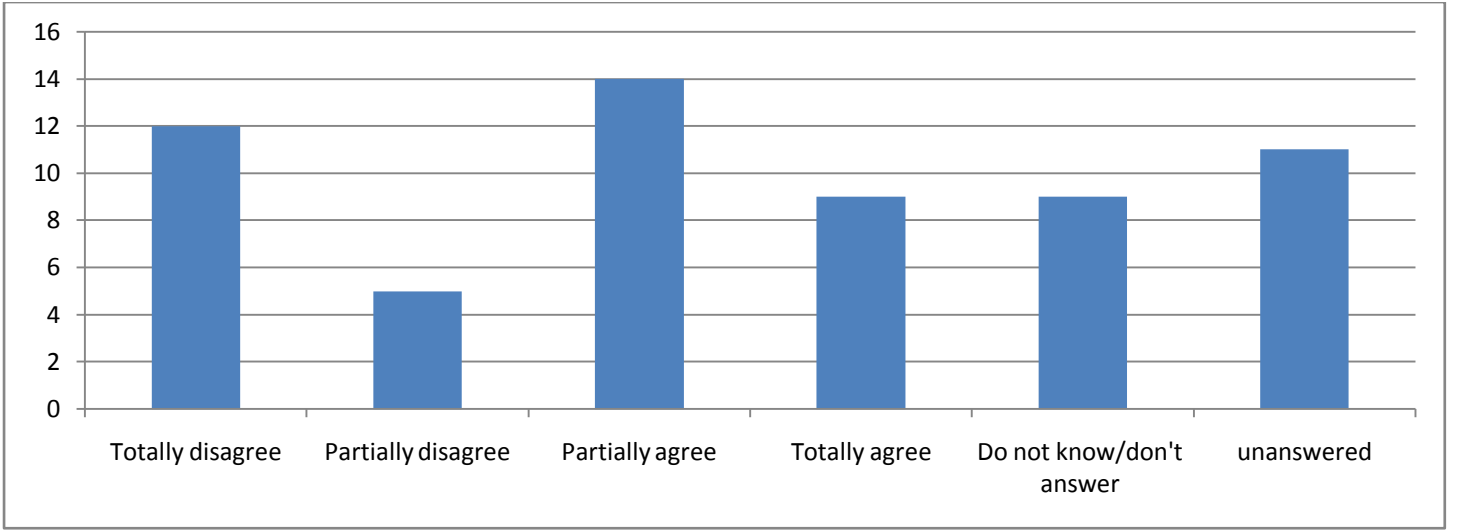
4a: “Cinsiyet özneliği gibi duygularla ilişkilidir.” %28,3 of participants don't answer this question, %18,3 of them totally agree and %16,7 of them say they don't have an idea.	%
Totally disagree	15,0
Partially disagree	6,7
Partially agree	15,0
Totally agree	18,3
Do not know/don't answer	16,7
unanswered	28,3



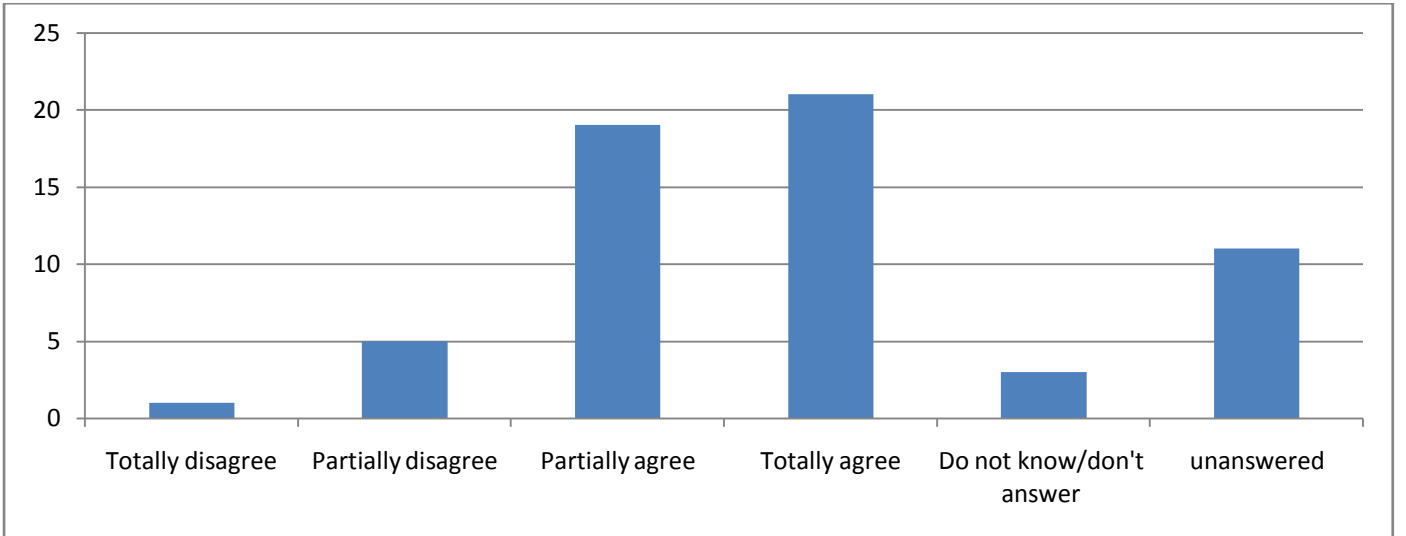
4b: “Toplumda bir mevki sahibi olmuş kadınlar duygularından etkilenmektedirler.” %20 of participants mark “ partiallyagree”, %20 of them don't answer this question.	%
Totally disagree	15,0
Partially disagree	10,0
Partially agree	20,0
Totally agree	16,7
Do not know/don't answer	18,3
unanswered	20,0



5a: “Cinsiyet; politika ve partili hayat gibi bazı alanlarda belirleyicidir.” With the highest rate, %23,3 of participants partially agree with this view, %20 of them answer “totally disagree”.	%
Totally disagree	20,0
Partially disagree	8,3
Partially agree	23,3
Totally agree	15,0
Do not know/don't answer	15,0
unanswered	18,3

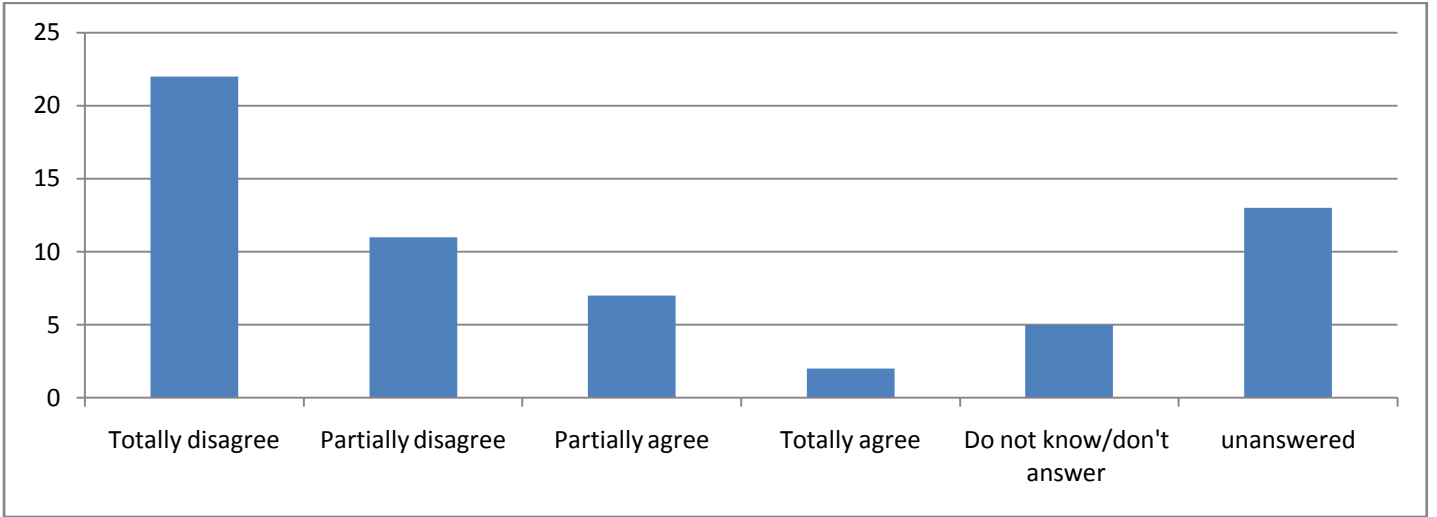


5b: “Erkek ve kadınların farklı ilgi alanları vardır.”	%
With the highest rate, %35 of participants answer “totally agree”, %31,7 of them answer “partially agree”.	
Totally disagree	1,7
Partially disagree	8,3
Partially agree	31,7
Totally agree	35,0
Do not know/don't answer	5,0
Unanswered	18,3

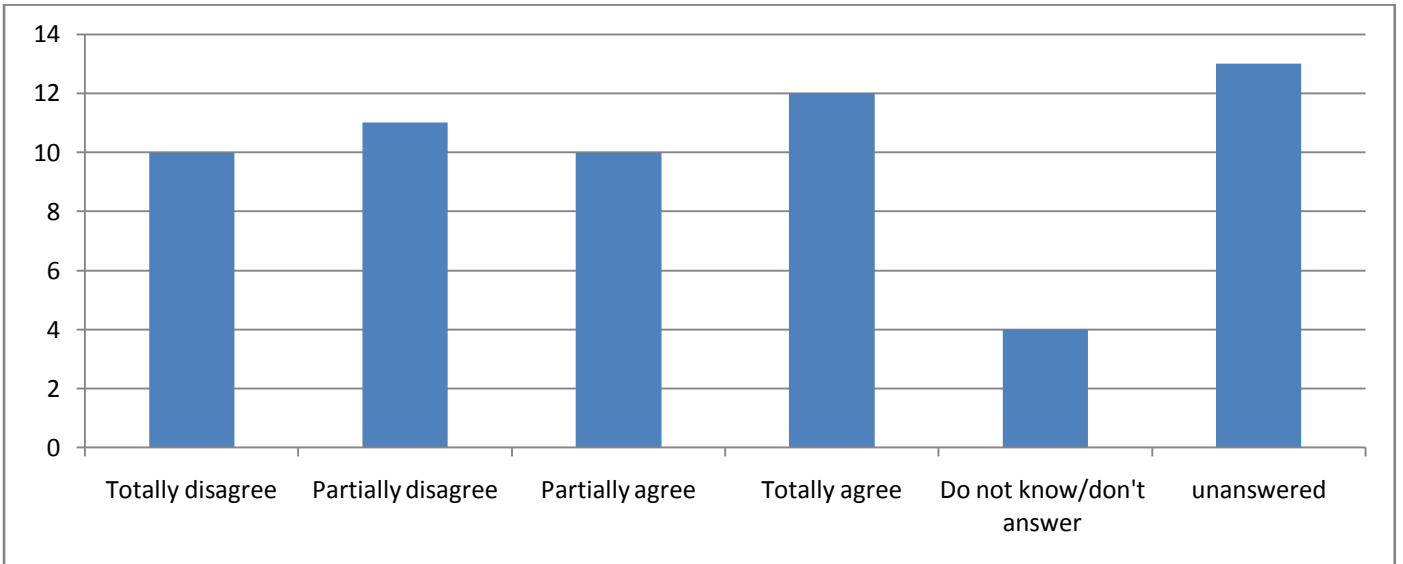


E6a

6a: “Kadınlar, toplumsal hayatta sorumluluklarla baş etme konusunda erkeklere oranla daha isteksizdir.”	%
%36,7 of participant totally disagree about women's reluctance coping with responsibilities. %21,7 of them don't answer this question.	
Totally disagree	36,7
Partially disagree	18,3
Partially agree	11,7
Totally agree	3,3
Do not know/don't answer	8,3
unanswered	21,7

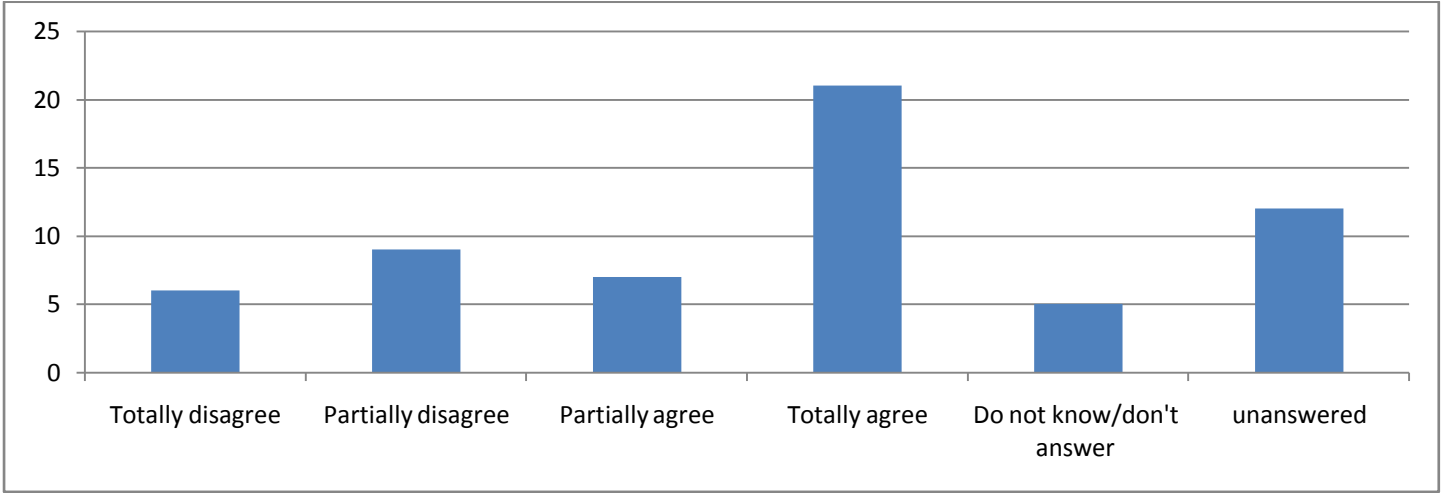


6b: “Cinsiyet, toplumsal hayatta zorluklarla mücadele etme açısından belirleyicidir.”	%
%21,7 of participants don't answer this question.	
%20 of them totally agree with this question, %18,3 of them partially disagree and %16,7 totally disagree with this question.	
Totally disagree	16,7
Partially disagree	18,3
Partially agree	16,7
Totally agree	20,0
Do not know/don't answer	6,7
unanswered	21,7

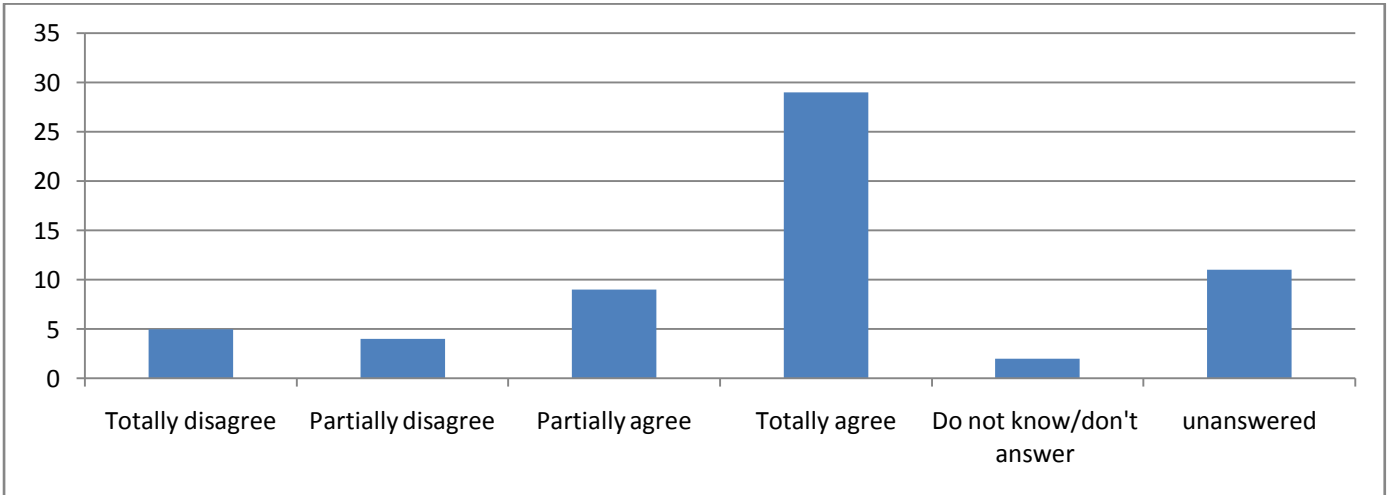


7a: “10 yıl öncesine göre toplumsal hayatta sorumluluk sahibi olan kadınların sayısı daha fazladır.”	%
Most of participants (%35) answer this question as “totally agree”.	
Totally disagree	10,0
Partially disagree	15,0
Partially agree	11,7
Totally agree	35,0
Do not know/don't answer	8,3

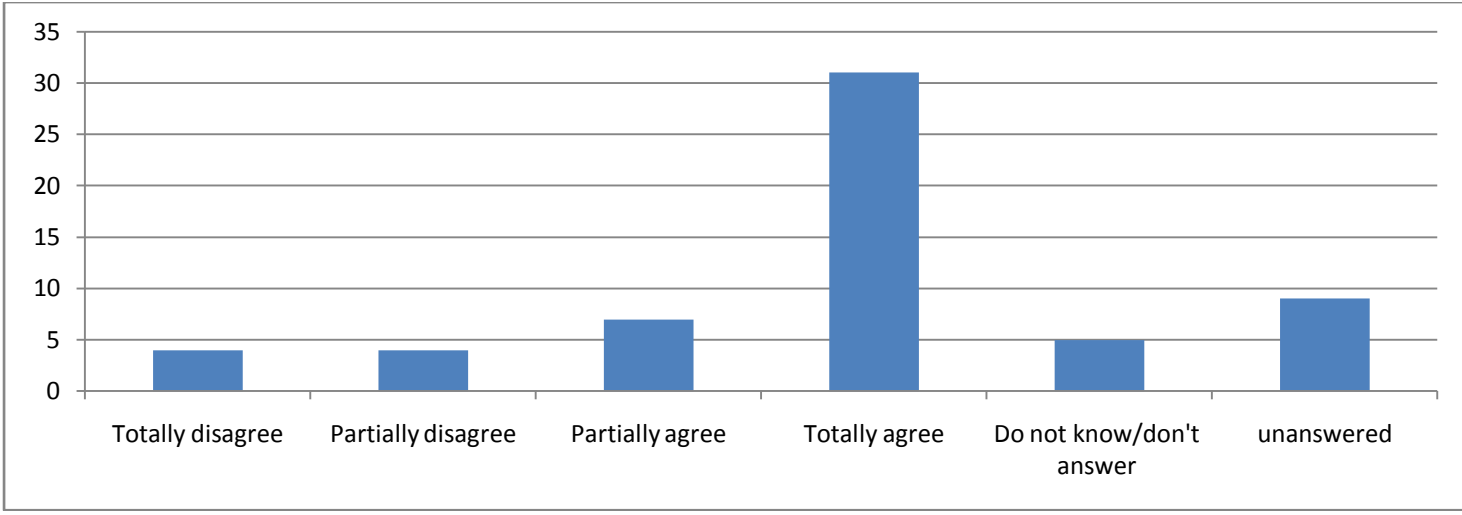
unanswered	20,0
------------	------



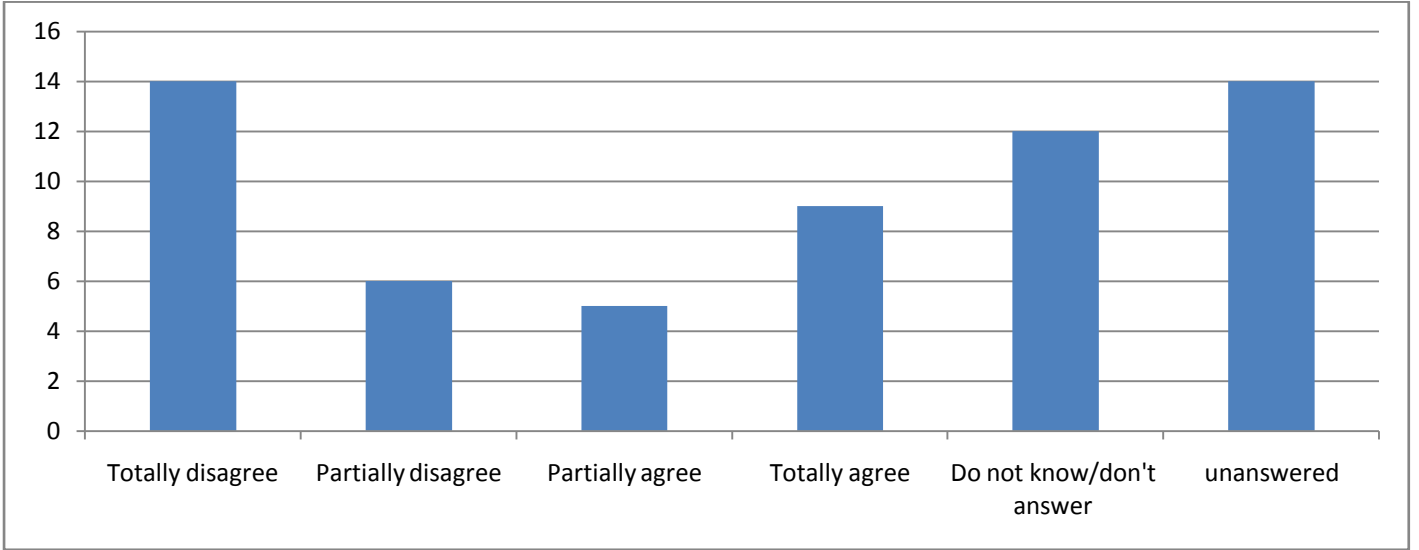
7b: “Çok daha fazla kadının sorumluluk alması gerekmektedir.”	%
Çok daha fazla kadının sorumluluk alması gerekmektedir görüşüne en çok %48,3 oranında tamamen katılıyorum cevabı verilmiştir.	
Totally disagree	8,3
Partially disagree	6,7
Partially agree	15,0
Totally agree	48,3
Do not know/don't answer	3,3
unanswered	18,3



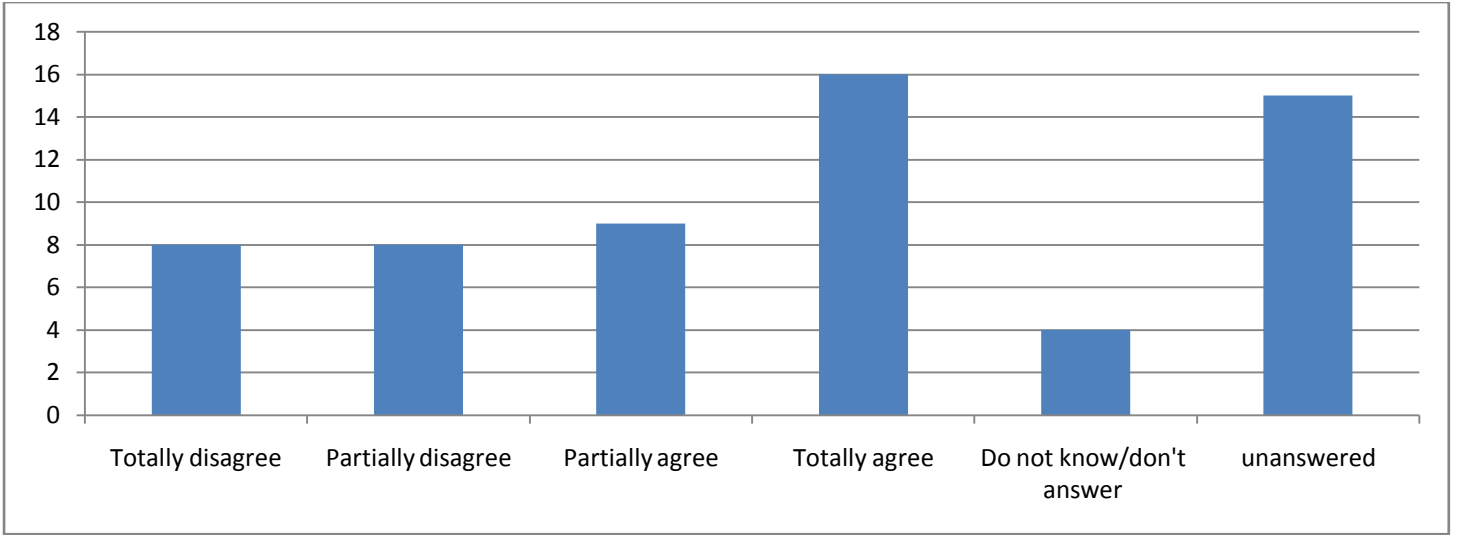
8a: “Sorumluluk cinsiyete bakılmaksızın yeterli olan kişilere verilmelidir.”	%
With the highest rate, %51,7 of participants answer this question as “totally agree”.	
Totally disagree	6,7
Partially disagree	6,7
Partially agree	11,7
Totally agree	51,7
Do not know/don't answer	8,3
unanswered	15,0



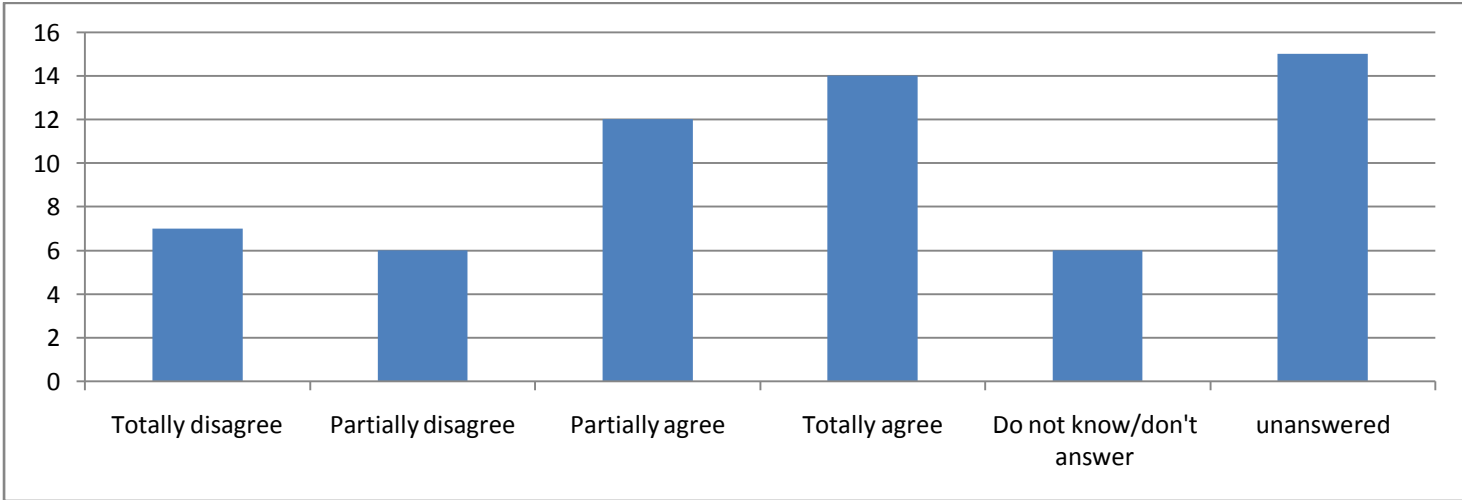
8b: “Bazı kadınlar yeterli olmamalarına rağmen sırf kadın oldukları için siyaset alanında yer almışlardır.”	%
%23,3 of participants state that they totally disagree with this view, %23,3 of them don't answer this question.	
Totally disagree	23,3
Partially disagree	10,0
Partially agree	8,3
Totally agree	15,0
Do not know/don't answer	20,0
unanswered	23,3



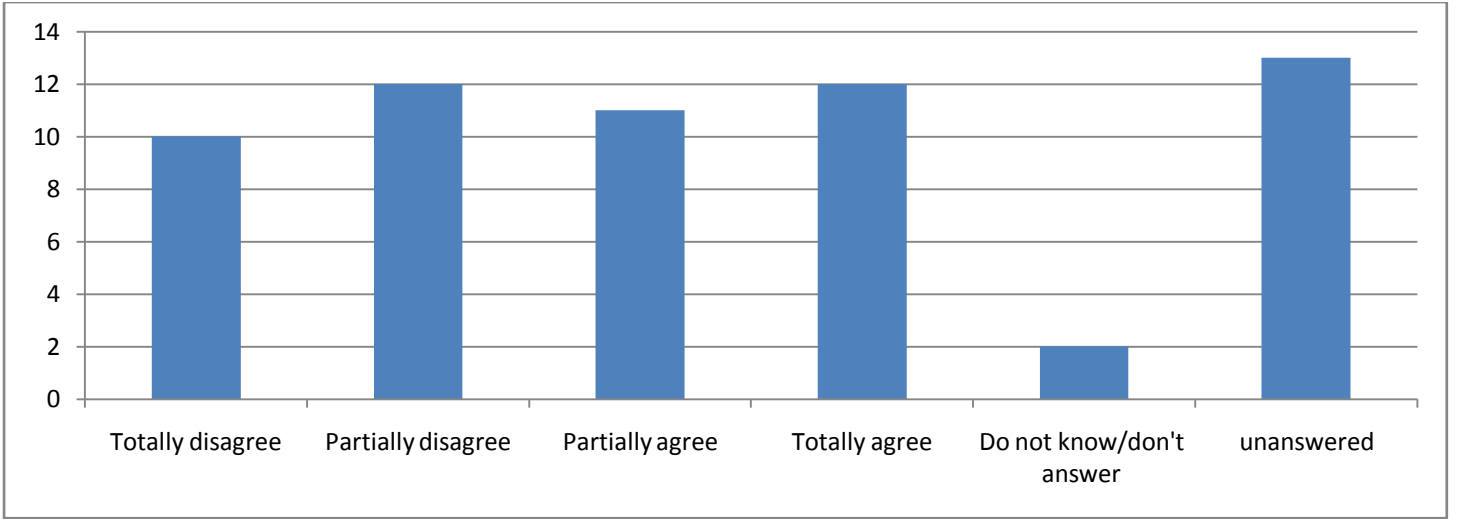
9a: “Cinsiyet eşitliği toplumun büyük bir kısmında kabul görmüş bir olgudur.”	%
%26,7 of participants totally agree, %15 of them partially agree with this view.	
Totally disagree	13,3
Partially disagree	13,3
Partially agree	15,0
Totally agree	26,7
Do not know/don't answer	6,7
Unanswered	25,0



9b: “Cinsiyet eşitliği özel hayatın büyük bir kısmında kabul görmüş bir olgudur.”	%
%23,3 of participants totally agree that gender equality is an accepted fact on most of private life, %20 of them is partially agree with it.	
Totally disagree	11,7
Partially disagree	10,0
Partially agree	20,0
Totally agree	23,3
Do not know/don't answer	10,0
Unanswered	25,0



10a: “Bir kadın iş ve aile hayatı arasında denge kurmak oldukça zordur.”	%
%20 of participants partially disagree that it is hard to have a balance between work and family life for a woman. %20 of them answer “totally agree”.	
Totally disagree	16,7
Partially disagree	20,0
Partially agree	18,3
Totally agree	20,0
Do not know/don't answer	3,3
unanswerd	21,7



10b: “Bir erkek için iş ve aile hayatı arasında denge kurmak oldukça zordur.”		%
%23,3 of participants partially agree, % 21,7 of them totally disagree with this question.		
Totally disagree		21,7
Partially disagree		13,3
Partially agree		23,3
Totally agree		13,3
Do not know/don't answer		6,7
unanswered		21,7

